



Asian Exporters'
Chamber of Commerce
And Industry

Annual Magazine

GLOBAL PERSPECTIVE 2017 - 18

AECCI Connecting Asia...

INSIGHTS

- Overview of Asian Countries
- Existing Trade Opportunities
- FTAs with India
- Major Exports and Imports from Asia



JYOTI IMPEX

207, ZEST BUSINESS SPACES, M G ROAD, GHATKOPAR (EAST), MUMBAI - 400 077, INDIA
TEL NO: 91-22-25015081- 86 / 2501 2727, FAX NO : 91-22-25012626
Email ID : admin@jyotiimpex.co.in / sales@jyotiimpex.co.in
www.jyotiimpex.co.in

**We are Merchant Exporter Exporting
Various Products to Gulf Countries,
Seychelles, Africa, Egypt, Mauritius, Philippines etc.**

PRODUCTS

Construction Material & Equipment, Welding Machines & Accessories, Industrial Safety Equipment, Gauges, Wire Ropes & slings, Scaffolding Items, Hardware Items, Medicine & Surgical Products, Heavy Equipment & Machineries, Electrical Items, Bathroom Fittings, Glass, Automobile Spares, Food Products etc...

Suresh Shah
+91-9820612178

Vipul Shah
+91-9819507080



Proud to be a member of AECCI

DIAMOND SPONSOR of AECCI



SPICES



CATTLE FEED



GRAINS



VEGETABLES & FRUITS



FLOUR



COCONUT PRODUCTS



PULSES AND BEANS



Creative Customised Solutions

Member of:-



- PRODUCTS**
- Vegetables & Fruits
 - Spices
 - Pulses and Beans
 - Grains
 - Flour
 - Coconut Products
 - Cattle Feed

- WHY US?**
- Quality
 - Price
 - Packing
 - Shipment Mode
 - Delivery Commitment
 - Customer Service
 - Flexibility
 - International Norms & Standards



EGC INDIA, Office No.6, Punit Tower 1, Sector 11, CBD Belapur, Navi Mumbai - 400 614 Maharashtra, India. Email : egcindia2015@gmail.com

www.egcindia.in



Asian Exporters' Chamber of Commerce And Industry



I am honoured to be the Chairman of the Asian Exporters' Chamber of Commerce and Industry (AECCI), Maharashtra-India. AECCI is aimed to promote the international trade among Asian countries.

Businesses today are moving out of their comfort zone to explore the opportunities available at global level and it is creating a high level of understanding and cooperation among various countries. Over the years, India has developed strong trade relations with Asian countries. Many trade agreements are concluded whereas many are under discussions for further cooperation in trade

Our present Govt. is putting all the efforts for the ease of doing business and relaxing the norms for foreign investment in India. Diplomatic initiatives by our PMO and MEA are being taken to strengthen trade cooperation. We can easily realize India's growing international influence and a strong will to create a cooperative business environment at domestic and global level.

In order to be in line with our govt's agenda of taking India ahead to the world map, we take the pleasure to present the "AECCI-Annual Magazine-Global Perspective 2017-18" that has been designed keeping in mind the business among Asian countries. Focus is given to the information on the trade related opportunities which can be available to all the stake holders. I am sure this will serve as a road map and will prove to be an effective tool in analysing the trade opportunities for exporters/importers. Information provided here will help in analysing, differentiating and deciding on target markets and products. Not only to the Indian businesses but to all who wish to work with Asian countries, the magazine will prove to be much beneficial.

I would like to personally thank each and every contributor for making this magazine a success and a special thanks to Hon. Minister of Commerce, Mr. Suresh Prabhu for his motivating message and to AECCI esteemed sponsors and advertisers for their support. All the Embassies and Consulates, who have contributed wholeheartedly to make this magazine much informative, deserve all the appreciation and gratitude on behalf of the AECCI-board.

Best Compliments!!!

Zaheer Bukhari
Chairman-AECCI Board

सुरेश प्रभु
SURESH PRABHU



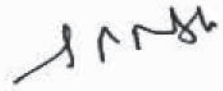
वाणिज्य एवं उद्योग मंत्री
भारत सरकार, नई दिल्ली
MINISTER OF COMMERCE & INDUSTRY
GOVERNMENT OF INDIA, NEW DELHI

MESSAGE

I am glad to know that the Asian Exporters' Chamber of Commerce & Industry (AECCI) is bringing out their first edition of annual magazine "Global Perspective-2017" focusing on the international trade, current economic trends, foreign trade regulations, bilateral trade pacts, articles on economic development and other international trade related issues by experts.

I hope this annual publication by the Chamber would serve as an important source of information for the trade and industry fraternity across the country and prove to be useful for the exporters.

I extend my best wishes to the AECCI and all its members. I am sure they will continue their efforts to serve and strive hard to contribute towards the economic development of the country.


(SURESH PRABHU)



Asian Exporters'
Chamber of Commerce
And Industry



Greetings and Welcome to the first edition of "AECCI Annual Magazine-Global Perspective 2017 - 18" being published with an objective of smoothing the path for trade between the Asian countries.

In our chamber, very frequently we come across our members' queries or for knowledge sharing w.r.t. the export import in various countries and this is where the idea to publish a Magazine took birth. Idea when discussed with AECCI board got much inspiration and very soon we started working on it.

In accordance to our tag-line "Sourcing Enterprise", our first issue is focused to provide you all the relevant information to serve for the better understanding of trade opportunities available in the Asian countries. Content is covering the Overview of Asian countries, information on their major items of imports and exports, trading partnership with India, Current economic trends and Bilateral Relation between India and the corresponding Asian country.

To serve the readers with authentic and correct information, we have collected all the data direct from the desks of Govt. authorities in India or overseas and have published it here with no or least changes so that the exact information can reach to the readers. We are sure that the Annual-Magazine-Global Perspective 2017 - 18" will prove to be informative for all the stakeholders.

Our message would be incomplete without saying thanks to its entire contributors like: Hon'ble Minister of Commerce & Industries, GOI Mr. Suresh Prabhu for the valuable message for readers, Officials from various Embassies/Consulates who took the pain to share the trade related information, Professionals for equipping the magazine with their knowledgeable write ups, Advertisers for sharing the financial burden, Designer and Printer for giving a designer look to the magazine, IT support for the Digital conversion of Magazine and our Esteemed Sponsors "ELSP and EGC India" for their continued support.

I hope you all will enjoy our first issue and please share with us your ideas or topics that you want us to cover in our various publications.

Copies of this magazine will be circulated to all the Diplomatic Mission in India and Indian Mission Abroad.

Swarn Lata



Asian Exporters'
Chamber of Commerce
And Industry

Chairman

Zaheer Bukhari

Vice Chairman

Dhiren Prajapati

Executive Director

Swarn Lata

Head Office:

Asian Exporters' Chamber Of
Commerce And Industry

604, 6th floor, Hilton Center, Sector-11
CBD Belapur, Navi Mumbai-400614
Maharashtra (India)

Tel. : +91 22 412 71145 / 46

Fax : +91 22 412 711 47

Email : info@aecci.org.in

Web : www.aecci.org.in

Published by SwarnLata (Mrs.) on behalf of Asian Exporters' Chamber of Commerce and Industry, 604, Hilton Center, Sector-11, CBD Belapur, Navi Mumbai-400614. Tel.: +91 22 41271145, Fax: +91 22 41271147, Email: info@aecci.org.in and Printed at DJ Media print& Logistics Ltd., 24, 1st Floor, Palkhiwala House, Tara Manzil, Dhobi Talao Lane, Marine Lines, Mumbai - 400002.

Asian Exporters' Chamber of Commerce and Industry (AECCI) does not accept responsibility for returning unsolicited articles and photographs. Whilst care is taken prior to acceptance of advertising copy. It is not possible to verify its contents and AECCI cannot be held responsible for the same. All rights reserved. Reproduction in any form is prohibited. All efforts are made to ensure that the information published is correct. AECCI holds no responsibility for any unlikely errors that might occur.



Content



ABOUT AECCI 8

Asian Exporters' Chamber of Commerce & Industry (AECCI), provides impeccable customer service to all stakeholders

MESSAGE FROM THE AMBASSADORS



India and Indonesia have been on the right track to elevate their bilateral relation 39

H.E. Sidharto Reza Suryodipuro
Ambassador of Indonesia



25 Years of Friendship and cooperation 50

H.E. Bulat Sarsenbayev
Ambassador of the Republic of Kazakhstan

The Philippines and India have shared commonalities 75

H.E. Ma. Teresita C. Daza
Ambassador of the Republic of the Philippines



Taiwan and India share strong business link 92

H.E. Chung-Kwang Tien
Taipei Economic and Cultural Center in India



Both India and Thailand continue to pursue sustainable and inclusive economic growth 95

H.E. Chutintorn Gonsakdi
Ambassador of the Kingdom of Thailand

COUNTRY FOCUS

Azerbaijan	12
Armenia	18
Bahrain	20
Bangladesh	24
Bhutan	28
Brunei	29
Cambodia	30
China	32
India	34
Indonesia	38
Iran	40
Iraq	42
Israel	44
Japan	46
Jordan	48
Kazakhstan	49
Kyrgyzstan	53
Kuwait	54
Lebanon	56
Laos	58
Malaysia	60
Mongolia	63
Maldives	64
Myanmar	66
Nepal	68
Oman	69
Philippines	72
Pakistan	76
Qatar	77
Saudi Arabia	80
Singapore	83
South Korea	84
Sri Lanka	86
Syrian Arab Republic	88
Taiwan	89
Tajikistan	93
Thailand	94
Turkey	96
Turkmenistan	98
UAE	100
Uzbekistan	104
Vietnam	106
Yemen	108

PERSPECTIVE

Borderless Banking: Way ahead for Indian PSU Banks	109
International Dispute Management	112
Integrated Indian Agricultural Development- for sustainable Growth	114
Almost a year into GST, impact on Indian Economy	118

Advertisers' Index

Company Name	Page No.	Company Name	Page No.
Jyoti Impex	IFC	HiMedia Laboratories	41
EGC India	3	H. K. Group	71
Excellency Legalisation Services	10 & 11	Brown Bull Group	81
Siyarams	17	Suyog Auto Cast	91
Aditya Birla Capital	19	Asian Food Industries	103
APAR Industries	23	Welingkar Institute of Management	IBC
Action Medical-India	33	Magnum Cargo	BC
Abdullahbai Abdul Kader	37		

**AECCI
provides
impeccable
customer
service to all
stakeholders**



Asian Exporters' Chamber of Commerce and Industry (AECCI), a non-profit entity, officially authorized by Ministry of Commerce & Industry- Government of India, to issue certificate of Origin (Non Preferential). It was founded in 2015, with an objective to provide a common platform for corporate, manufacturers, exporters and entrepreneurs to bring in their ideas, inspire each other and make their voice heard to create a collaborative workspace, for facilitation of the trade and export promotion.

Since establishment, the chamber has been constantly engaged in facilitating the trade while taking up the issues with various concerned Govt. agencies and departments of central and state governments.

Vision

AECCI's Vision is to be the organization of choice for its members, to encourage entrepreneurship,

develop opportunities for trade and shape a more supportive infrastructure and competitive environment for the business by resolution of the problems faced by its members.

Mission

AECCI's mission is to support and develop chamber professionals to lead businesses and their communities. Through constructive engagement and lobbying we will enhance the success of our members and local prosperity through the sourcing enterprises, business support, effective networking and provision of relevant services.

The Chamber is proud to be closely associated with industry bodies which are within local and international business communities. This includes government, institutions, different associations and media etc. Internal & external trade, commerce and manufacturing have been at the center stage of Indian economy since indepen-



VISION

dence. AECCI is promoting the same by helping businesses overcome legal, regulatory, economic and socio cultural differences with local memberships, international contacts and the concerned Governmental agencies through the help of its Wings.

AECCI has its seven wings, where highly experienced professionals from various fields are associated. These wings work as advisory panels and help our members with expert consultation and services on various trade related aspects.

AECCI as Arbitration Facilitated Centre

In the International trade probability of both Risks and Profits are high, as you get good margins there are the chances that little ignorance of the trade terms or procedures or small mistakes in documents or product quality can lead you towards big payment disputes. One of the priorities of the AECCI is to create the awareness

of a system for the resolution and settlement of such payment disputes. Arbitration is a form of alternative dispute resolution (ADR), a technique for the resolution of disputes outside the court. AECCI being the “Arbitration Facilitated Centre” wish to enhance the role of arbitration in international business.

Learning beyond the Classroom (Export Training Centre)

AECCI committed to educate the exporter members and non-members regarding all the aspects of international trade and for the purpose we keep on organising workshops and seminars in the chamber on all the current or important topics. Apart from the routine workshops and seminars we have designed a special Training Program for all the new or existing businesses.

With best complements from

Excellency Legalisation Services Pvt. Ltd.

APOSTILLE & LEGALISATION CONSULTANCY



Proud to be a member of AECCL



Office No.6, Punit Tower 1, Sector 11, CBD Belapur, Navi Mumbai - 400 614, Maharashtra, India. Email : elspl@rediffmail.com

CIN: U74999MH2013PTC250694



Diamond Sponsor of
AECCI

**APOSTILLE
SERVICES**

We believe in providing a speedy and easy way to get your documents apostille for international use.

**LEGALIZATION
SERVICES**

We can assist you with the legalisation of your export documentation in order to clear customs overseas.

**VISA
SERVICES**

We can assist Indian nationals who want to have Business and Tourist visas for most of countries in the world.

**LETTER OF CREDIT
SERVICE**

Elspl the first company to recognise the correct preparation of Letter of Credit documentation.

**TRANSLATION
SERVICES**

We translate a wide variety of documentation, 'from and into' the world's major languages, from company reports and brochures to commercial forms and contracts.

**COURIER
SERVICES**

We provide a number of courier solutions to meet our clients' needs and make them available secure services.

SUPPORTING EXPORTERS SINCE LAST

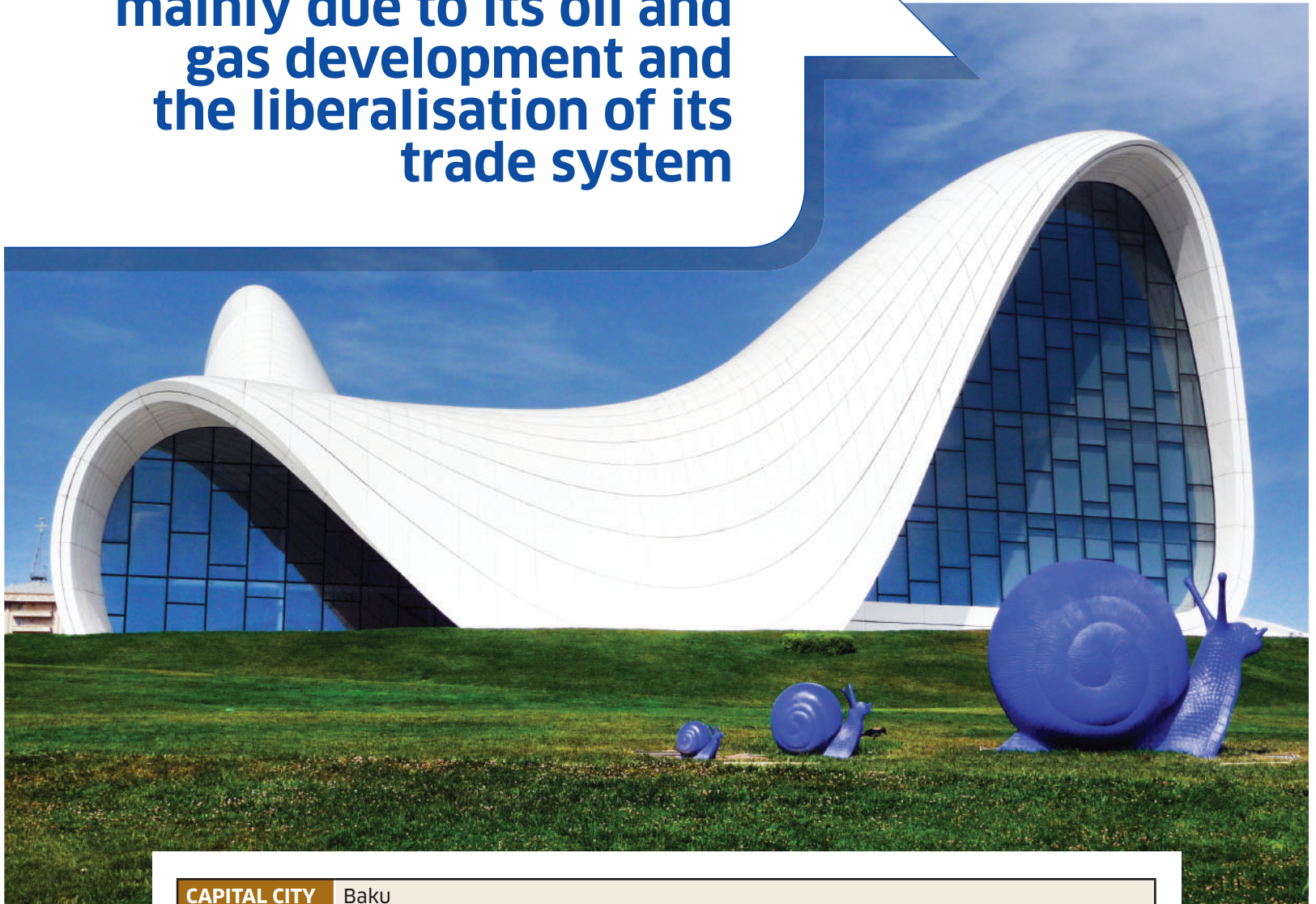
20
YEARS



Legalization Helpline - 022-6635 9431 / 32, Visa Helpline - 022-6651 1091 / 92, Email : elspl@rediffmail.com

www.elspl.in

Azerbaijan has been the world's fastest growing economy in recent years mainly due to its oil and gas development and the liberalisation of its trade system



CAPITAL CITY	Baku
MAJOR PORTS	Baku International Sea Trade Port Web: http://portofbaku.com
EMBASSY CONTACT	<p>The Embassy of the Republic of India to the Republic of Azerbaijan Ambassador Extraordinary and Plenipotentiary: H.E. Mr. Sanjay Rana Commercial Representative: Mr. Norbu Negi, Second Secretary Chancery: 302, Jeyhun Hajibeyli street, Narimanov District, Baku AZ1069, Azerbaijan Phones: (+994 12) 564 63 44, 564 63 54 Fax: (+994 12) 447 25 72, Satellite phone: [+870 772214891] E-mail: amb.baku@mea.gov.in; hoc.baku@mea.gov.in, Website: www.indianembassybaku.in</p> <p>Embassy of the Republic of Azerbaijan to the Republic of India 41, Paschimi Marg, Vasant Vihar, New Delhi - 110057 Tel.: +91 11 26152228 Fax: +91 11 26152227 E-mail: newdelhi@mission.mfa.gov.az</p>

MAXIMUM TRADED EXPORT AND IMPORT ITEM AT GLOBAL LEVEL	<p>Major export commodities:</p> <ul style="list-style-type: none"> • Crude oil • Oil products • natural gas • Electrical energy • Fruits and vegetables • Tea • Vegetable and animal fats and oils • Sugar • Alcoholic and non-alcoholic drinks • Chemical industry products • Plastics and plastic articles • Cotton fiber • Cotton yarn • Ferrous metals and articles thereof • Aluminum and articles thereof <p>Major import commodities</p> <ul style="list-style-type: none"> • Food products (meat, milk, butter, fruits-vegetables, tea, wheat, vegetable and animal fats and oils, sugar) • Tobacco • Cement • Pharmaceutical products • Plastics and plastic articles • Wood and wooden articles • Ferrous metals and articles thereof • Machines, mechanisms, electrical apparatus, equipment and spare parts thereof • Transport and spare parts thereof • Furniture and parts
MAXIMUM TRADED EXPORT AND IMPORT ITEM WITH INDIA	<p>Major products exported to India</p> <ul style="list-style-type: none"> • Crude oil • Propane 1-ol (propyl alcohol) and 2-ol (isopropyl alcohol) • Cattle skin • Self-propelled earth-moving and tunneling machines • Iodine • Mechanical equipment and machines of special action • Other pumps for liquids • Other items from ferrous metals <p>Major products imported from India</p> <ul style="list-style-type: none"> • Rice • Electric heating resistors • Air compressors • Drugs • Machines and equipment to process materials by temperature's changes • Meat • Equipment for water filtering and purification • Centrifugal liquid-pumps • Human vaccine • Parts and accessories of the devices and equipment of automatic regulation and control.



OTHER PRODUCTS IMPORTED FROM INDIA	Tea, textile and clothing, sesame seeds, turmeric, ceramic sanitary ware and tiles, granite, tobacco leaf other engineering products etc.						
BILATERAL TRADE OR TRADE AGREEMENTS BETWEEN AZERBAIJAN AND INDIA	<p>India-Azerbaijan Bilateral Relations India and Azerbaijan have close friendly relations and growing bilateral cooperation based on old historical relations and shared traditions. The Ateshgah fire temple in the vicinity of Baku is a fine example. This medieval monument with Devanagiri and Gurmukhi wall inscriptions is a symbol of the age-old relationship between the two countries when Indian merchants heading towards Europe through the Great Silk Route used to visit Azerbaijan. In the recent past, President Dr. S. Radhakrishnan, Prime Minister Pandit Jawaharlal Nehru and film star Raj Kapoor had visited Baku. Famous Azerbaijani artist Rashid Behbudov, a close friend of Raj Kapoor promoted Azeri music in India and Indian music in Azerbaijan. Famous singer Elmira Rahimova spent two years studying Indian music/dance in India in the late 1950s.</p> <p>Diplomatic relations India recognized Azerbaijan in December 1991. Diplomatic relations with Azerbaijan were established on 28th February, 1992. An Indian resident mission was opened in Baku in March 1999. Azerbaijan opened its first resident mission in New Delhi in October, 2004. The leadership of India and Azerbaijan are keen to form a reliable, strong, vibrant and mutually beneficial partnership with each-other.</p> <p>Bilateral Trade and commerce Over the years, the bilateral trade has increased substantially from around US\$50million in 2005 to around US\$ 497million in 2016. The primary import of India from Azerbaijan is crude oil. The important items of direct and indirect imports from India are rice, drugs, clothes and textiles, tea, meat, refrigerators, electronic cards, machine parts and other plant equipment.</p> <hr/> <p>Bilateral Trade with India (2016):</p> <table style="width: 100%; border-collapse: collapse;"> <tr> <td style="width: 60%;">Azerbaijan's Imports from India</td> <td style="text-align: right;">US\$ 60million</td> </tr> <tr> <td>Azerbaijan's Export to India</td> <td style="text-align: right;">US\$ 437million</td> </tr> <tr> <td>Total Bilateral Trade</td> <td style="text-align: right;">US \$497million</td> </tr> </table> <hr/> <p>India-Azerbaijan Intergovernmental Joint Commission Pursuant to an agreement signed in 2007, India-Azerbaijan Intergovernmental Commission (IGC) on Trade, Economic, Scientific and Technological Cooperation has held four sessions: in New Delhi (26 Nov 2009), Baku (16 Apr 2012) , New Delhi (24-25 Feb 2014) and Baku (25-26 October 2016). The bilateral discussions in the Inter-Governmental Commission covers bilateral cooperation in a wide range of fields, including trade and investment, transportation energy, chemicals and fertilizer, agriculture, financial sector, science & technology, ICT, health care and pharmaceuticals, education, culture, youth and sports, visa free travel, transfer of sentenced persons and tourism.</p>	Azerbaijan's Imports from India	US\$ 60million	Azerbaijan's Export to India	US\$ 437million	Total Bilateral Trade	US \$497million
Azerbaijan's Imports from India	US\$ 60million						
Azerbaijan's Export to India	US\$ 437million						
Total Bilateral Trade	US \$497million						

BILATERAL TRADE OR TRADE AGREEMENTS BETWEEN AZERBAIJAN AND INDIA	<p>Economic and Trade related agreements</p> <ul style="list-style-type: none"> • An agreement on Economic and Technical Cooperation was signed in June, 1998. • An Agreement to establish the India-Azerbaijan Intergovernmental Commission (IGC) on Trade, Economic, Scientific and Technological Cooperation was signed in April 2007. • Air Service Agreement and a Protocol of Intergovernmental Commission were signed in April 2012. • Agreements on Mutual Legal Assistance Treaty (MLAT) in Civil & Commercial Matters and Mutual Legal Assistance Treaty in Criminal Matters and Extradition Treaty were signed in April 2013. • A Protocol on Exchange of Instruments of Ratification of MLAT on Civil & Commercial Matters was signed on 29 February 2016. • Bilateral Investment Treaty, Double Taxation avoidance, and for cooperation in the areas of ICT, Health, Culture, and Tourism are under discussions. <p>Indian Investment in Azerbaijan</p> <ul style="list-style-type: none"> • The ONGC Videsh Limited (OVL) of India acquired shares worth US\$ 1 billion in development project of the Azeri-Chirag-Gunashli (2.72%) oil field and the Baku-Tbilisi-Ceyhanpipe line (2.36%) from US Company Hessin March 2013 and has established an office in Baku. • The Gas Authority of India Limited (GAIL) signed a Memorandum of Understanding with the State Oil Company of Azerbaijan (SOCAR) to jointly pursue LNG opportunities through capacity booking, LNG procurement and promotion of LNG projects globally. • Groundbreaking ceremony for Sun Pharma plant for production of solid consistency drugs in Sumgay it was held on 13 July, 2017. Economy Minister Shahin Mustafayev took part in the ceremony. The plant will produce medicines for cardiology, nephrology, gastroenterology and diabetes.
OTHER TRADE OPPORTUNITIES AVAILABLE IN AZERBAIJAN	<p>Vegetable oils (Market size: about \$US 124 Million) Sugar (Market size: about \$US 30 million) Jewellery and precious stones (Market size: about \$US 29 million) Mobile phone devices (Market size: about \$US 41 million) Aluminum and articles thereof (Market size: about \$US 71 Million) Ceramic products (Market size: about \$US 64 million) Soap (Market size: about \$US 20 million)</p>



**CONTACT OF
MINISTRY
OR PREMIER
ORGANIZATION
SUPPORTING THE
INT'L TRADE**

The Ministry in charge of trade (Azerbaijan):

The Ministry of Economy of the Republic of Azerbaijan

Address: 84, U. Hajibekov Street, Baku (Government House)

Tel: (+99412) 4938867, Fax: (+99412) 4925895

E-mail: office@economy.gov.az

Web page: <http://www.economy.gov.az/eng>

LOCAL TRADE ORGANISATIONS:

1. THE AZERBAIJAN REPUBLIC CHAMBER OF COMMERCE AND INDUSTRY

Address: Istiglaliyat str. 31, Baku AZ1001, Azerbaijan

Tel: (0099412) 492 89 12; Fax: (00994 12) 497 19 97

Email: expo@chamber.az, URL: www.chamber.az

**2. NATIONAL CONFEDERATION OF ENTREPRENEURS ORGANISATION OF
REPUBLIC OF AZERBAIJAN**

Address: 57, Hassan Aliyev Street, Baku, Az 1110, Azerbaijan

Tel: (00994 12) 465 72 42/ 465 72 44/ 465 72 45 / 465 72 46

Fax: (00994 12) 465 72 43/ 465 72 42

Email: office@ask.org.az , URL: www.ask.org.az

3. AZERBAIJAN MARKETING SOCIETY

Address: 43, SamadVurgun str., World Business Center, 5th floor, Baku, AZ1009, Azerbaijan

Tel : (00994 12) 430 01 00/ 430 57 57; Fax : (00994 12) 430 01 00

Email: info@marketing.az, office@marketing.az

URL: www.marketing.az

**OTHER RELEVANT
INFORMATION**

There is an opportunity for export of more construction and engineering products from India.

Indian Investment in Azerbaijan

1. The ONGC Videsh Limited (OVL) of India acquired shares worth US\$ 1 billion in development project of the Azeri-Chirag-Gunashli (2.72%) oil field and the Baku-Tbilisi-Ceyhan pipe line (2.36%) from US Company Hess in March 2013 and has established an office in Baku.
2. The Gas Authority of India Limited (GAIL) signed a Memorandum of Understanding with the State Oil Company of Azerbaijan (SOCAR) to jointly pursue LNG opportunities through capacity booking, LNG procurement and promotion of LNG projects globally.
3. Ground breaking ceremony for Sun Pharma plant for production of solid consistency drugs in Sumgayit was held on 13 July, 2017. Economy Minister Shahin Mustafayev took part in the ceremony. The plant will produce medicines for cardiology, nephrology, gastroenterology and diabetes.

(REFERENCE: MR. NORBU NEGI)
SECOND SECRETARY (HEAD OF CHANCERY)
EMBASSY OF INDIA, BAKU (AZERBAIJAN)

SUCCESS
IS NOT
READYMADE



come home to
Siyaram's

MiSTAIR®
SUITINGS

ROYALÈ LINEN™
Premium Linen Fabric






MARCONI
ITALIAN FASHION

VICTORY®
SHIRTINGS

MORETTI®
Italian Fashion

SIYAA
FOR WOMEN

For trade/corporate enquiries, contact: 022-30400500. Toll-free No.: 1800 209 4005. For franchisee enquiries, contact: 09820197273.

Email: enquiries@siyaram.com | www.siyaram.com Follow us on:     



Sustained growth, ambitious reforms, as well as inflows of capital and remittances have created a market-oriented environment



CAPITAL CITY	Yerevan
MAJOR PORTS	Zvartnots International Airport in Yerevan, Gyumri International Airport
EMBASSY CONTACT.	<p>EMBASSY OF INDIA, YEREVAN [ARMENIA] 50/2 India Street, 0015 PHONES: [+ 374 10] 539173 / 539174 / 539175 FAX: [+ 374 10] 533984 E-mail: commerce.yerevan@mea.gov.in WEBSITE: http://www.indianembassy.am</p> <p>Embassy of Armenia, New Delhi Armenia Street D-133, Anand Niketan, New Delhi-110021, India Phone: (+91-11) 2411 2851, 2411 2852 Email: armindiaembassy@mfa.am</p>
MAXIMUM TRADED EXPORT AND IMPORT ITEM AT GLOBAL LEVEL	<p>Export: Copper ores, liqueur, spirits and other alcohols Import: Petrol and oils, medicaments, diamonds.</p>
MAXIMUM TRADED EXPORT AND IMPORT ITEM WITH INDIA	<p>Major products exported to India Copper ores and concentrates , Diamonds, not mounted or set, Copper waste and scrap, Unwrought lead.</p> <p>Major products imported from India Unmanufactured tobacco, Diamonds, not mounted or set, Frozen bovine meat, Construction Iron Materials, Medicaments</p>
TRADE AGREEMENTS SIGNED WITH INDIA	<ul style="list-style-type: none"> • Between the Governments of RA and RI on trade and economic cooperation, March 11, 1993 • Between the Governments of RA and RI on cooperation in the fields of science and technology, March 25, 1994 • Between the Governments of RA and RI on cooperation in the spheres of culture, arts, education, tourism, sports and mass-media, December 14, 1995 • On Air Services between the Governments of RA and RI, December 5, 2000 • Between the Department for Standardization, Metrology and Certification under the Government of RA and Bureau of Indian Standards on cooperation in the fields standardization, certification and accreditation, July 26, 2001 • Between the Governments of RA and RI on creation of Intergovernmental Commission for cooperation in spheres of trade, economy, science, technology, culture and art, July 26, 2001 • Between the Governments of RA and RI on encouragement and protection of investments, May 23, 2003
OTHER TRADE OPPORTUNITIES AVAILABLE IN ARMENIA	Meghri FEZ, Meridian FEZ, Alliance FEZ

(Reference: Mr.Nikhilesh Mohan Dhirar, First Secretary & HOC, Embassy of India, Armenia)



Chinmay Divekar / Resort Owner

Are your dreams matching reality?

Inflation, debt, lifestyle expenditure, miscellaneous spending... there are multiple forces at work trying to keep you from achieving your dreams. With costs racing way ahead of income, do you find yourself settling for cheaper substitutes of your original dream? Or have you stopped dreaming altogether?

Dream on! And realise every one of those dreams with your **Sabse Important Plan** which is a **Systematic Investment Plan**.

Mutual Funds

Aditya Birla Sun Life Mutual Fund

A joint venture with SunLife 



ADITYA BIRLA
CAPITAL

PROTECTING INVESTING FINANCING ADVISING

1800-270-7000

**Strategic location
in the heart of
the Arabian Gulf
region which
makes accessibility
and entry into
any Middle East
market fast and
economically
feasible**



CAPITAL CITY	Manama
MAJOR PORTS	<p>All sea ports come under administrative umbrella of Directorate of Sea Ports of Bahrain Customs viz. are as follows</p> <ul style="list-style-type: none"> • Khalifa Bin Salman Port, Shaikh Khalifa Bin Salman Causeway, Al Hidd, Phone: 00973- 17365500. Website: http://www.mtt.gov.bh/content/khalifa-bin-salman-port • Port of Sitra, Sitra, Bahrain, Phone: 00973-17757744. Website: bahrainports.gov.bh • Port of Arab Shipbuilding & Repair Yard Company (ASRY), Dry Dock Hwy, Al Hidd, Bahrain, Phone: 00973-17671111. Website: http://www.asry.net/ • Port of Mina Salman, Ministry of Finance and National Economy, PO Box 15, Bahrain, E-mail: brnport@batelco.com Website: www.bahrainports.gov.bh
EMBASSY CONTACT	<p>Mr. Om Prakash, Second Secretary (Commerce), Embassy of India, Bahrain. Tel. No. 00973-17003695 (office); 17710912 (R); Fax: 17715527; Mobile: 39327002; e-mail: com.bahrain@mea.gov.in</p> <p>General contact particulars : Embassy of India, Building No.1090, Road No.2819, Block No.428, P.O. Box : 26106, Al-Seef, Manama, Bahrain. Telephone: PABX: +973-17560360 Fax: +973-17715527 (General)/17710329 (Consular)/17716149 (Labour Sec.) ; E-Mail: hoc.bahrain@mea.gov.in Website: http://eoi.gov.in/bahrain</p> <p>Bahrain Embassy - New Delhi 4, Olof Palme Marg Vasant Vihar, New Delhi 110057 Embassy: Telephone: 26154153 - 26154154 Fax: 26146731 E-mail: newdelhi.mission@mofa.gov.bh</p>

<p>MAXIMUM TRADED EXPORT AND IMPORT ITEM AT GLOBAL LEVEL [2016 - source CIO] :</p>	<p>Top 10 items of Bahrain's Exports to the World :</p> <ul style="list-style-type: none"> • Agglomerated Iron Ores & Concentrates; • Aluminium Wire; Aluminium Plates; • Other semi-finished Iron & Steel, under 0.25 % Carbon; Jewellery of Gold; • Other Aluminium Alloys Bars and Rods; • Urea; • Methanol; • Ferrous Products from the Direct Reduction of Iron Ore and Sheet Piling of Iron and Steel. <p>Top 10 items of Bahrain's Import from the World : [2016 - source CIO] :</p> <ul style="list-style-type: none"> • Jeeps; • Aluminium Oxide; • Floating or Submersible Drilling Platforms; • Telephones; • Non-Agglomerated Iron Ores & Concentrates; • Private Cars; • Gold Ingots; • Jewellery of Gold; • Private cars, over 3000 CC and Jeeps, 1501 to 3000 CC.
<p>MAXIMUM TRADED EXPORT AND IMPORT ITEM WITH INDIA [source MOCI, India] :</p>	<p>Major products exported to India</p> <ul style="list-style-type: none"> • Aluminium and articles thereof; • Mineral fuel, mineral oils and products of their distillation; • bituminous substances, • Mineral waxes; • Articles of iron and steel; • Ores, slag and ash; • Fertilisers; Iron and steel; • Inorganic chemicals, organic or inorganic compounds of precious metals of rare- earth metals or elam, radi or isotopes; • Pulp of wood of other fibrous cellulosic material; • waste and scrap of paper or paperboard; • Copper and articles thereof; • Salt, sulphur, earths & stone; Plastering materials, lime and cement. <p>Major products imported from India:</p> <ul style="list-style-type: none"> • Ships, boats & floating structures; • Nuclear Reactors, Boilers, Machinery, Mechanical Appliances, parts thereof; • Plastic & Articles thereof; Cereals; • Electrical Machinery, Equipment & parts thereof; • Sound recorders & reproducers, Television image & sound recorders & reproducers & parts thereof; • Articles of Iron or Steel; • Vehicles other than railway or tramway, rolling stock & parts/accessories thereof; • Natural or cultured pearls, Precious or semiprecious stones, pre metals, clad with pre metal & articles thereof, Imitated jewellery, coin; • Edible fruits & nuts; • Iron & steel.



<p>TRADE AGREEMENTS SIGNED WITH INDIA</p>	<p>Major bilateral business agreements are :</p> <ul style="list-style-type: none"> • Agreement on the Promotion and Protection of Bilateral Investment (signed in January 2004 - came into force from 5.12.2007). • Agreement regarding Exchange of Information with respect to Taxes (May 2012).
<p>OTHER TRADE OPPORTUNITIES AVAILABLE IN BAHRAIN</p>	<p>India continues to remain one of the top 10 exporting countries to Bahrain, which provides opportunities for further expanding our economic footprint in Bahrain and, resultantly, increased market access for both products and services. Top 5 competitors of India's exports to Bahrain are : China; Unites States of America; United Arab Emirates; Japan and Saudi Arabia.</p>
<p>CONTACT OF MINISTRY OR PREMIER ORGANIZATION SUPPORTING THE INT'L TRADE</p>	<p>Dr. Khalid Mohamed Al Ruwahi Chief Executive Officer, Bahrain Chamber of Commerce and Industry, P.O. Box 248, Sanabis, 4th Floor, Bait Altijar Building, Kingdom of Bahrain. 17380013) 17380010 E-mail: ceo@bccci.bh</p> <p>Mr. Nader Khalil Almoayyed, Under Secretary for Commerce Affairs, Ministry of Industry, Commerce & Tourism, 5th Floor, Harbour Gate, Bahrain Financial Harbour. P.O. Box 60667, Manama, Kingdom of Bahrain. Tel. No. 17531313; 17574848; 17574717; 17568009; Email: nalmoayyed@moic.gov.bh Email of Secy. to US: nalomar@moic.gov.bh</p>
<p>OTHER RELEVANT INFORMATION</p>	<p>Bahrain is actively exploring Singapore's pattern to promote global innovation/start-ups to become a hub for fintech by creating a fintech-focussed venture capital fund as well as by adopting 'Block chain Technology'. Recent developments in Bahrain like the regulatory sandbox for fintech firms, crowd funding rules and Bahrain Investment Market are promoting startups.</p>

(REFERENCE: Mr. Om Prakash, Second Secretary,
COMMERCIAL SECTION, EMBASSY OF INDIA
- The Kingdom of Bahrain)

Powering ahead with Innovative high value products.



Apar Industries Ltd., One of the world's leading engineering conglomerates established in the year 1958 in India has its presence in over 100 countries in the diversified fields of Power Transmission Conductors, Petroleum Specialities and Power & Telecom Cables.

Pioneer and market leader of Transformer Oils in the country and fourth largest in the world, Apar sells yearly over 1,75,000 Kilo Litres of this vital POWEROIL brand Transformer oils globally. The product range also includes Natural & Synthetic Ester Fluids and Turbine Oils.

Being world's third and India's second largest Aluminium & Alloy Conductor Manufacturer, Apar is the largest exporter of these value added POWERLINE brand products that include High Efficiency conductors like TACSR, STACIR, GZTACSR, ACCC, ACSS / TW, AL 59 & AL 57 & Conventional conductors like ACC, ACSR, AAAC, AACSR /ACAR, ACSR /AW and Earth wires.

Apar also offers a wide range of UNICAB brand Power and Telecom Cables for various specific needs of the Industry like Power Cables, Elastomeric & Flexible Cables, E - Beam Cables for Railways, Wind, Solar & Defense, Anushakti E - Beam House wires, Optical Fiber Cables and Special Cables combining Power and Communications.

A technology - driven customer focused vendor with the ability to deliver innovative quality products and services that match the exacting customer needs with cost effectiveness, Apar continues to win the trust of major Power Generation, Transmission and Distribution Companies, OEMs & Utilities in India and abroad.



'Tomorrow's Progress Today'

APAR INDUSTRIES LIMITED

(An ISO 9001- 2008, ISO 14001-2004 & OSHAS 18001-2007 Certified Company)

Apar House, Build. No.5, Corporate Park, Sion -Trombay Road, Chembur, Mumbai 400 071, Maharashtra, India
Phone: + 91 22 25263400; Fax: + 91 22 67800400 E-Mail: corporate@apar.com Website: www.apar.com

**India's
biggest
trade
partner
amongst the
South Asian
countries**



CAPITAL CITY	Dhaka
MAJOR PORTS	<p>International Airports:</p> <ul style="list-style-type: none"> • Hazrat Shahjalal International Airport, Dhaka • Shah Amanat International Airport, Chittagong • Osmani International Airport, Sylhet <p>Sea Ports:</p> <ul style="list-style-type: none"> • Chittagong Seaport and • Mongla Seaport <p>Major Integrated Check Posts/Land Customs Stations on India Bangladesh Border:</p> <ul style="list-style-type: none"> • Petrapole (West Bengal, India) – Benapole (Bangladesh) • Hili (West Bengal, India) – Hili (Bangladesh) • Changrabandha (West Bengal, India) – Burimari (Bangladesh) • Mahadipur (West Bengal, India) – Sonamasjid (Bangladesh) • Agartala (Tripura, India) – Akhaura (Bangladesh) • Dawki (Meghalaya, India) – Tamabil (Bangladesh) • Sutarkandi (Assam, India) – Sheola (Bangladesh)
EMBASSY CONTACT	<p>Shri Shishir Kothari, Commercial Representative, HIGH COMMISSION OF INDIA, Dhaka, Bangladesh, Phone:+88-02-55067329, E-mail:com1.dhaka@mea.gov.in Website: www.hcidhaka.gov.in</p> <p>Bangladesh High Commission EP-39, Dr. S. RadhaKrishnan Marg, Chanakyapuri- New Delhi, Delhi 110021. Phone - 011 2412 1389-94 Fax- (91-11)26878953 Email : bdhcdelhi@gmail.com</p>



MAXIMUM TRADED EXPORT AND IMPORT ITEM AT GLOBAL LEVEL (Bangladesh fiscal year is from July to June)

(Source: Bangladesh Bank and Export Promotion Bureau, Bangladesh)

Maximum traded 10 export items in the Fiscal Year 2016-17

- Articles of apparel, accessories, not knit or crochet
- Articles of apparel, accessories, knit or crochet
- Other made textile articles, sets, worn clothing etc
- Vegetable textile fibres nes, paper yarn, woven fabric
- Footwear, gaiters and the like, parts thereof
- Fish, crustaceans, mollusks, aquatic invertebrates nes
- Articles of leather, animal gut, harness, travel goods
- Nuclear reactors, boilers, machinery, etc
- Mineral fuels, oils, distillation products, etc
- Raw hides and skins (other than fur skins) and leather

Maximum traded 10 import items in the Fiscal Year 2016-17

- Textile and articles thereof
- Capital machinery
- Iron, steel & other base metals
- POL
- Raw cotton
- Plastics and rubber articles thereof
- Chemicals
- Yarn
- Edible oil
- Wheat



<p>MAXIMUM TRADED EXPORT AND IMPORT ITEM WITH INDIA (Source: Bangladesh Bank and Export Promotion Bureau, Bangladesh)</p>	<p>Major products exported to India:</p> <ul style="list-style-type: none"> • Vegetable textile fibres nes, paper yarn, woven fabric • Articles of apparel, accessories, not knit or crochet • Nuclear reactors, boilers, machinery, etc • Animal, vegetable fats and oils, cleavage products, etc. • Articles of apparel, accessories, knit or crochet • Other made textile articles, sets, worn clothing etc • Lead and articles thereof • Wadding, felt, nonwovens, yarns, twine, cordage, etc. • Mineral fuels, oils, distillation products, etc • Beverages, spirits and vinegar <p>Major products imported from India:</p> <ul style="list-style-type: none"> • Cotton,(all types) cotton yarn/thread and cotton fabrics • Vehicles other than railway or tramway, rolling stock and parts and accessories thereof • Nuclear reactors, Boilers, Machinery and mechanical appliances, parts thereof • Iron and steel • Residues and waste from the food industries prepared animal fodder • Organic chemicals • Edible vegetables and certain roots and tubers • Electrical machinery and equipment and parts thereof, sound recorders and reproducers, television image and sound recorders and reproducers and parts and accessories of such articles • Plastics and articles thereof • Tanning or dyeing extracts tannins and their derivatives, dyes, pigments, and other coloring matters, paints and varnishes, putty and other mastics, inks.
<p>TRADE AGREEMENTS SIGNED WITH INDIA</p>	<p>South Asian Free Trade Area (SAFTA): India and Bangladesh are both members of the Agreement on SAFTA. Under SAFTA, Bangladesh extends preferential tariffs to Indian exports of products outside the sensitive list maintained by it. Bangladesh sensitive list for India (and other non-Least Developed Countries) currently has 993 items. In 2011 India had announced duty free quota free access to Bangladesh for all tariff lines except tobacco and alcohol.</p> <p>Agreement on Promotion and Protection of Investments: India and Bangladesh also have an agreement on promotion and protection of investments which has been in force since 2011. Joint Interpretative Notes to the agreement were signed during the visit of Finance and Corporate Affairs Minister of India to Bangladesh from October 03–05, 2017.</p>
<p>OTHER TRADE OPPORTUNITIES AVAILABLE IN BANGLADESH</p>	<p>Indian companies can explore these sectors for trade and investment in Bangladesh: Power generation and transmission, renewable energy, infrastructure and transportation, pharmaceuticals, education and skills development, healthcare, automotive, light engineering, consumer electronics, food processing, hospitality, water management, information and communication technology etc.</p>

CONTACT OF MINISTRY OR PREMIER ORGANIZATION SUPPORTING THE INT'L TRADE

NAME OF THE ORGANIZATION	CONTACT INFORMATION
Ministry of Commerce, Government of the People's Republic of Bangladesh	Bangladesh Secretariat, Abdul Gani Rd, Dhaka-1000 Website: http://www.mincom.gov.bd/ Phone: +88 02 9545006 E-mail: secy@mincom.gov.bd
National Board of Revenue (NBR), Government of the People's Republic of Bangladesh	Rajshaw Bhaban, Segunbahicha, Dhaka-1000 Website: http://nbr.gov.bd/ Phone: +88 02 8318120-26, 8318101-8 E-mail: chairman@nbr.gov.bd
Bangladesh Investment Development Authority (BIDA), Government of the People's Republic of Bangladesh	Jiban Bima Tower (19th Floor) , 10, DIT Ave, Dhaka-1000 Website: http://www.boi.gov.bd/ Phone: +88 02 9561416 E-mail: ec@bida.gov.bd
Bangladesh Economic Zones Authority (BEZA), Government of the People's Republic of Bangladesh	Level 12, Monem Business District, 111, Bir Uttam C.R. Dutta Road Karwanbazar, Dhaka-1205, Bangladesh Website: http://www.beza.gov.bd/ Phone: +88029632482 Email: exe.chairman@beza.gov.bd
Federation of Bangladesh Chambers of Commerce & Industry (FBCCI)	60, Motijheel C/A, Dhaka-1000 Website: http://www.fbcci-bd.org/ Phone: +88 02 9560102-3, 9560482 E-mail: fbcci@bol-online.com
India Bangladesh Chambers of Commerce & Industry (IBCCI)	Rupayan Centre (16th Floor), 72, Mohakhali C.A, Dhaka-1212 Website: http://www.ibcci.net/ Phone: +88 02 9858527, 58817345, 9883121 E-mail: indiabanglachamber@gmail.com
OTHER RELEVANT INFORMATION	<p>Bangladesh is India's biggest trade partner amongst the South Asian countries. A good number of Indian companies are also tapping the investment opportunities that exist in Bangladesh. Companies such as Tata Motors, Hero MotoCorp, Ashok Leyland, Mahindra & Mahindra, Sun Pharma, Godrej, VIP, Marico and Aditya Birla Cement have set up manufacturing facilities in the country. With GDP growth rates of 6-7% over the last few years, Bangladesh holds great potential to generate new opportunities for trade and investment. Information related to regulations on international trade with Bangladesh (such as customs duties, procedures, orders etc.) can be accessed at the portal operated by the National Board of Revenue, Bangladesh: http://www.bangladeshcustoms.gov.bd/</p> <p>For accessing the global tender notices issued by the Government of Bangladesh and other local organizations please visit the Indian Trade Portal at: http://www.indiantradeportal.in/ or the website of the High Commission of India, Dhaka at: https://www.hcidhaka.gov.in/tender_bangladesh.php</p> <p>Trade & Investment section of the website of the High Commission of India, Dhaka also has information on doing business with Bangladesh, institutional framework for facilitating trade and investment, commercial events in Bangladesh and India etc.</p>

(REFERENCE: MR. SHISHIR KOTHARI, SECOND SECRETARY (COMMERCIAL), HIGH COMMISSION OF INDIA, DHAKA. TEL: +88-02-55067329, E-MAIL: COM1.DHAKA@MEAA.GOV.IN, WEBSITE: [HTTP://WWW.HCIDHAKA.GOV.IN](http://WWW.HCIDHAKA.GOV.IN))

The future of trade opportunities seems to be bright



CAPITAL CITY	Thimphu
MAJOR PORTS	<ul style="list-style-type: none"> • Paro • Thimbu
EMBASSY CONTACT	<p>Royal Bhutanese Embassy Chandragupta Marg; Chanakyapuri; New Delhi 110021; Phone: 91-11-26889230/9809/9807; Fax: 91-11-26876710/24674664/24102231</p> <p>Embassy of India PO Box:193, Jungshina, Thimphu Tel: +975-2-322162, Fax: +975-2-323195 web: www.indianembassythimphu.bt</p>
MAXIMUM TRADED EXPORT AND IMPORT ITEM AT GLOBAL LEVEL	<ul style="list-style-type: none"> • Major export items at global level: Ferro-alloys (silicon), Portland cement, semi-finished product of iron, calcium carbide, gypsum, cardamom, oranges, limestone, dolomite, hydrogen (rare gases & other non-metals), mineral water, coke and semi-coke, soap (medicated products), wooden furniture, cordyceps sinensis, antibiotics, knitted garments, etc • Major import items at global level: Petrol & diesel, parts for power plants, transport vehicles, passenger cars, rice, heavy machinery & parts, IT equipment & software, polyethylene, interchangeable tools, industrial machinery, parts for aircraft engine, concrete pumps, communication equipment, etc.
MAXIMUM TRADED EXPORT AND IMPORT ITEM WITH INDIA	<p>Major products exported to India: Electricity, ferro-alloys (silicon), Portland cement, semi-finished product of iron, calcium carbide, etc.</p> <p>Major products imported from India: Petrol & diesel, parts for power plants, transport vehicle, passenger cars, rice, other commodities.</p>
TRADE AGREEMENTS SIGNED WITH INDIA	Agreement on Trade, Commerce and Transit.
CONTACT OF MINISTRY OR PREMIER ORGANIZATION SUPPORTING THE INT'L TRADE	<p>Department of Trade, Ministry of Economic Affairs, Telephone No: +975-2322407/325588; Fax No: +975-2-327827; P.O Box 141; Thimphu Bhutan; E-mail: dot@trade.gov.bt; Website: www.moea.gov.bt</p>

(REFERENCE: MR. JAMBAY YESHI -COUNSELLOR (ECONOMIC)
ROYAL BHUTANESE EMBASSY, NEW DELHI - 110021.

Brunei is an advanced nation but its economy is still very much dependent on fossil-fuels



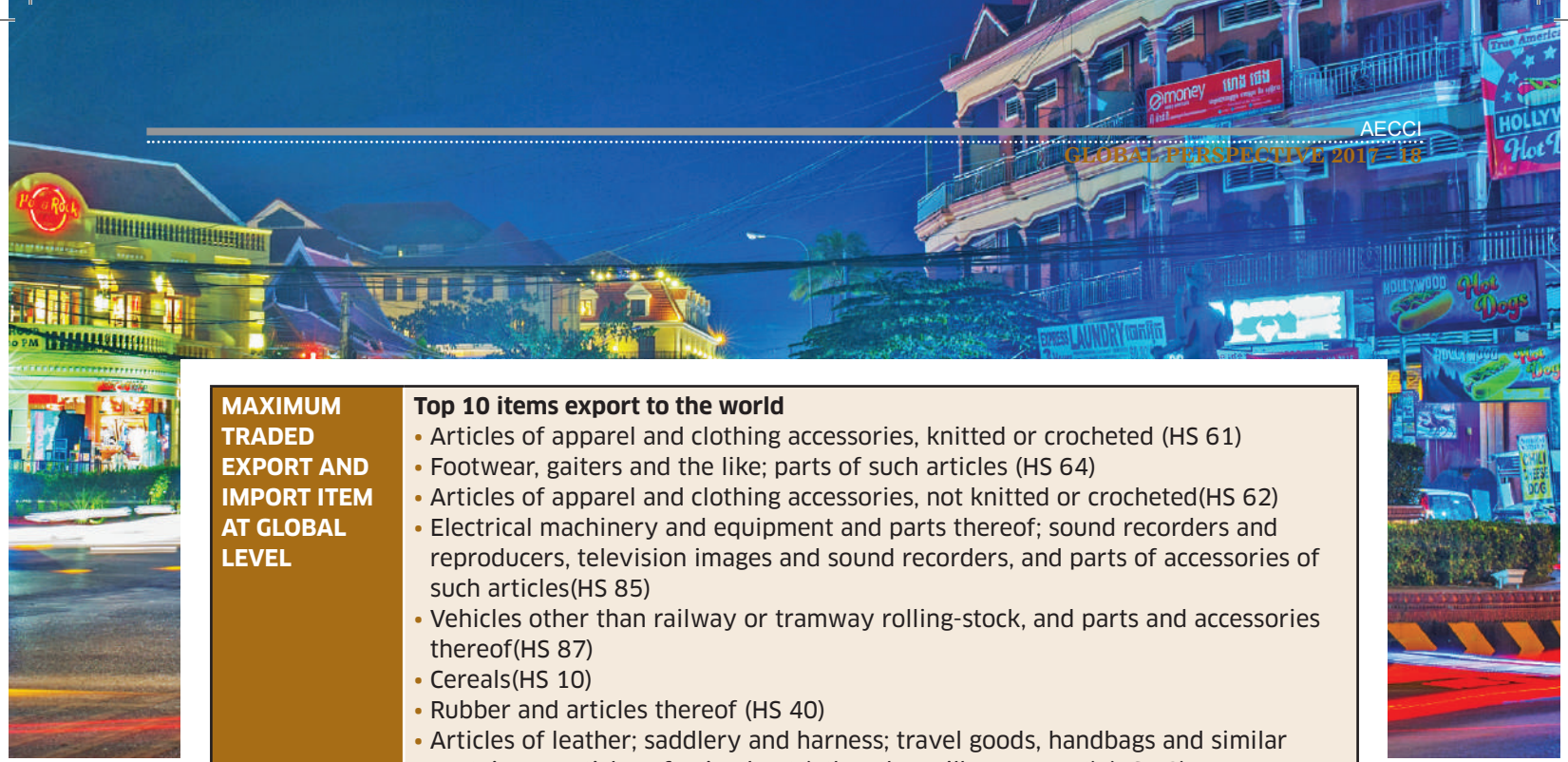
CAPITAL CITY	Bandar Seri Begawan
MAJOR PORTS	Muara Port
EMBASSY CONTACT	<p>High Commission of India Baitussyifaa' Simpang 40-22, Jalan Sungai Akar, Bandar Seri Begawan BC 3915 Brunei Darussalam Tel:+6732339947 Fax:+6732339783 Email: com.brunei@mea.gov.in</p> <p>High Commission of Brunei Darussalam in New Delhi, B-21, August Kranti Marg, Mayfair Gardens, Hauz Khas, New Delhi - 110016, India +(91-11) 2652 2431 / 2652 2432 / 2652 2433 / +(91-99) 5375 4853 +(91-11) 2652 2434 / 2652 2435 Email: newdelhi.india@mfa.gov.bn</p>
MAXIMUM TRADED EXPORT AND IMPORT ITEM AT GLOBAL LEVEL	<p>Exports: Petroleum Gas and Crude Petroleum Imports: Machinery and Transport equipment</p>
MAXIMUM TRADED EXPORT AND IMPORT ITEM WITH INDIA	<p>Export: Cars and Frozen Bovine Meat Import: Crude Petroleum</p>
OTHER TRADE OPPORTUNITIES AVAILABLE IN BRUNEI DARUSSALAM	<p>The most attractive commercial sectors include:</p> <ul style="list-style-type: none"> • Oil and Gas Extraction • Commercial Aviation • Construction • Defence Equipment • Medical Equipment • Food and Beverage Franchise <p>In the agricultural sector, the following investment opportunities may offer lucrative investment opportunities:</p> <ul style="list-style-type: none"> • Food Imports/ Food Production • Fishing Industry/ Aquaculture <p>Brunei's ICT sector seeks to benefit from international expertise.</p>
CONTACT OF MINISTRY OR PREMIER ORGANIZATION SUPPORTING THE INT'L TRADE	<p>Prime Minister's Office (Energy and Industry Department) +673 2384488 (Tel.) energy@jpm.gov.bn (Email)</p> <p>Ministry of Foreign and Trade (Trade Department) +6732383374 / 2383378 (Tel.), +6732383227 (Fax) B2td@mfa.gov.bn (Email)</p> <p>The Brunei Economic Development Board +673 2230111 (Tel.) , +673 2230074 (Fax)</p>

(REFERENCE: H.E. MS. NAGMA M MALLICK, HIGH COMMISSIONERHIGH COMMISSION OF INDIA, BRUNEI DARUSALLAM)

Cambodia's relatively liberal market economy, abundant natural resources and rising tourism industry are helping it to surge ahead of its neighbors



CAPITAL CITY	Phnom Penh
MAJOR PORTS	<ul style="list-style-type: none"> • Sihanouk Autonomous Port, • Sre Ambel Port, • Oknha Mong Port and • Kamport Port
EMBASSY CONTACT	<p>Embassy of India, Phnom Penh, Cambodia Mr. D.C. Pant, Second Secretary (CIC) Commercial & Consular Matters: Telephone: +855 23-210912 / 210913 Extn. 104 E-mail: cons.phnompenh@mea.gov.in</p> <p>Commercial Assistant: Mr. Khuon Ratanak Telephone: +855 23-210912 / 210913 Extn. 103 E-mail: caembindia@gmail.com</p> <p>Commercial Assistant: Mr. Rong Dara Telephone: +855 23-210912 / 210913 Extn. 103 E-mail: caembindia@gmail.com</p> <p>Royal Embassy of Cambodia to Republic of India W-112, Greater Kailash Part-II, New Delhi-110048, India. Tel : (91-11) 292 144 35/6 Fax : (91-11) 292 144 38 E-Mail: camemb.ind@mfa.gov.kh</p>
MAXIMUM TRADED EXPORT AND IMPORT ITEM WITH INDIA (SOURCE: DGCIS)	<p>Major products exported to India</p> <ul style="list-style-type: none"> • RMG manmade fibres • Misc Processed Items • Bicycle and Parts • RMG Cotton Incl Accessories • RMG of other textile material • Other wood and wood products • Natural rubber • Footwear of rubber/canvas etc. • Medical and Scientific instruments <p>Major products imported from India</p> <ul style="list-style-type: none"> • Drug Formulations, Biologicals • Manmade Yarn, Fabric, Madeups • Cotton Fabric, Madeups • Finished Leather • Two and three wheelers • Indl. Machinery for Dairy etc. • Milled Products • Paint, Varnish and aalid products • Oil Meals • Motor Vehiclles, Ca rs.
TRADE AGREEMENTS SIGNED WITH INDIA	<ul style="list-style-type: none"> • Duty Free Tariff Preference Schemes • ASEAN-India Free Trade Agreement
OTHER TRADE OPPORTUNITIES AVAILABLE IN CAMBODIA	<ul style="list-style-type: none"> • Construction • Agro-business • Health Facility • Education and • Tourism



**MAXIMUM
TRADED
EXPORT AND
IMPORT ITEM
AT GLOBAL
LEVEL**

Top 10 items export to the world

- Articles of apparel and clothing accessories, knitted or crocheted (HS 61)
- Footwear, gaiters and the like; parts of such articles (HS 64)
- Articles of apparel and clothing accessories, not knitted or crocheted(HS 62)
- Electrical machinery and equipment and parts thereof; sound recorders and reproducers, television images and sound recorders, and parts of accessories of such articles(HS 85)
- Vehicles other than railway or tramway rolling-stock, and parts and accessories thereof(HS 87)
- Cereals(HS 10)
- Rubber and articles thereof (HS 40)
- Articles of leather; saddlery and harness; travel goods, handbags and similar containers; articles of animal gut (other than silkworms gut) (HS 42)
- Other made-up textile articles; sets; worn clothing and worn textile articles; rags
- Sugars and sugar confectionery

Top 10 Items import from the world

- Knitted or crocheted fabrics (HS 60)
- Mineral fuels, mineral oils and products of their distillation; bituminous substances; mineral waxes(HS 27)
- Vehicles other than railway or tramway rolling-stock, and parts and accessories thereof(HS 87)
- Man-made staple fibres(HS 55)
- Nuclear reactors, boilers, machinery and mechanical appliances; parts thereof (HS 84)
- Electrical machinery and equipment and parts thereof; sound recorders and reproducers, television images and sound recorders, and parts of accessories of such articles (HS 85)
- Plastics and articles thereof (HS 39)
- Cotton (HS 52)
- Natural or cultured pearls, precious or semi-precious stones, precious metals, metals clad with precious metal and articles thereof; imitation jewellery ; coin (HS 71)
- Paper and paperboard; articles of paper pulp, of paper or of paperboard (HS 48)

**CONTACT OF
MINISTRY
OR PREMIER
ORGANIZATION
SUPPORTING
THE INT'L
TRADE**

Mr. Cheav Pha,
Director of Market Development Department,
General Department of Trade Promotion
 Mobile: +855 - 12 940 829 / 88 995 9998
 Email: chheav.pha@moc.gov.kh / chheavpha@gmail.com

Mr. Chea Keat, Deputy Director,
Council for Development of Cambodia,
 Mobile: +855-12 844 313
 Email: cheakeat@yahoo.com/ info@cambodiainvestment.gov.kh

Mr. Nguon Meng Tech, Director General,
Cambodia Chamber of Commerce,
 Telephone: +855 12 981 666
 Email: mengtechnguon@ccc.org.kh/ info@ccc.org.kh

Mr. Sandeep Majumdar, President,
The Indian Chamber of Commerce in Cambodia
 Mobile: +855 12 803 950
 Email: majumdarsandeep007@gmail.com/ sandeepmajumdar001@gmail.com

(REFERENCE: MR. KHUON RATANAK COMMERCIAL & ECONOMIC SECTION, EMBASSY OF INDIA - PHNOM PENH CAMBODIA)

China has emerged as exports driven economy with its growth rate of exports beating that of its imports

CAPITAL CITY	Beijing
MAJOR PORTS	Port of Shanghai, Shenzhen, Ningbo, Qingdao, Guangzhou, Tianjin, Dalian and Xiamen
EMBASSY CONTACT.	<p>Chinese Embassy in New Delhi Add: 50-D, Shantipath, Chanakyapuri, New Delhi-110021 Tel: 91-11-26112345 Website: http://in.chineseembassy.org http://in.china-embassy.org E-mail: chinaemb_in@mfa.gov.cn</p> <p>Embassy of India, Beijing, No.5, Liang Ma Qiao Bei Jie, Chaoyang District, Beijing 100600 China Tel : +86-10-8531 2500/2501/2502/2503, Fax :+86-10-8531 2515</p>
TRADE AGREEMENTS SIGNED WITH INDIA	<p>Bilateral Agreement</p> <ul style="list-style-type: none"> • Joint Statement between the People's Republic of China and the Republic of India 2013-05-27 • Bilateral economy and trade between China and India 2005-06-08 • Declaration on Principles for Relations and Comprehensive Cooperation Between the People's Republic of China and the Republic of India 2004-11-28. <p>BILATERAL TRADE BETWEEN INDIA AND CHINA</p> <ul style="list-style-type: none"> • India and China officially resumed trade in 1978. In 1984, the two sides signed the Most Favoured Nation Agreement. Trade volume between the two countries in the beginning of the century, year 2000, stood at US\$ 3 billion. In 2008, bilateral trade reached US\$ 51.8 billion with China replacing the United States as India's largest "Goods trading partner." In 2011 bilateral trade reached an all-time high of US\$ 73.9 billion. <p>Current State of Play</p> <ul style="list-style-type: none"> • According to recently released data by Chinese Customs, India-China trade in 2016 decreased by 0.67% year-on- year to US\$ 71.18 billion. India's exports to China decreased by 12.29% year-on- year to US\$ 11.748 billion while India's imports from China saw a year-on- year growth of 2.01% to US\$ 59.428 billion. The Indian trade deficit with China further increased by 6.28% year-on- year to US\$ 47.68 billion. In 2016, India was the 7th largest export destination for Chinese products, and the 27th largest exporter to China. • India-China trade in the first eight months of 2017 increased by 18.34% year-on-year to US\$ 55.11 billion. India's exports to China increased by 40.69% year-on-year to US\$ 10.60 billion while India's imports from China saw a year-on- year growth of 14.02 % to US\$ 44.50 billion. The Indian trade deficit with China further increased by 7.64% year-on- year to US\$ 33.90 billion.

(Source: <http://indianembassybeijing.in/economic-and-trade-relation.php>)



ACTION MEDICAL-INDIA

Action⁺

An ISO13485 : 2016 Certified Company

ACTION MEDICAL - INDIA

Intraocular Lens : PMMA - HYDROPHILIC - HYDROPHOBIC

State of The Art
Medical Device
R&D and Manufacturing Laboratories



PrecisionCut
Instruments

UFOLD
HYDROPHILIC
FOLDABLE IOLS



ENVISION PMMA
INTRAOCULAR LENSES



HYDROPHILEX
ACRYLIC HYDROPHILIC
FOLDABLE INTRAOCULAR LENS



PRECISION CUT
CATARACT BLADES



Regular Participation In International Exhibitions

INTERNATIONAL CERTIFICATIONS

(DNV / CE / ISO / FDA Ind / NMRA / SPC / Digemed / FMHACA / Invima / CENAO / MoH-Egypt /
US-FDA / COFEPRIS / MPPS / MINSA / CENAO / Food & Drugs Board Ghana / MINSAL / ANMAT /
ISO13485 : 2016

Exporting To
26+ Countries

Around the world ... and adding more.



We invite distributors from Latin America and Central America for our products.
We offer an excellent business opportunity with exceptional investment-returns.



- ▲ Excellent Product Support
- ▲ Regulatory / Product Registration
- ▲ Strong Documentation Support
- ▲ Efficient Regulatory Affairs Team
- ▲ Exporting To More Than 26 Countries

Action⁺

ACTION MEDICAL - INDIA

Works : Gat No. 528, Koregaon-Bhima, Pune-Nagar Road, Tal. Shirur, Dist-Pune - 412 210

Phone : 0091 - 2137-253617 / 18 / 19 Fax : 0091-2137-253620

www.actionmedihealth.com

E-Mail : action@actionmedihealth.com

Accelerating the country's transition to a globally oriented vibrant economy from expanding global market opportunities



CAPITAL CITY	New Delhi
MAJOR PORTS	<ul style="list-style-type: none"> • Chennai Port or Madras Port • Haldia (Kolkata Dock System & Haldia Dock Complex) • Jawaharlal Nehru Port, also known as Nhava Sheva (Maharashtra, South Mumbai) • Kamarajar Port or Ennore Port (Ennore, Chennai) • Deendayal Port Trust (Kandla) (Gujarat, Gulf of Kutch) • Kochi Port or Cochin Port Kochi, (Kerala) • New Mangalore Port (Manglore, Karnataka) • Mormugao Port (Panaji, Goa) • Mumbai Port (West Mumbai, Maharashtra) • Panaji (Panaji Goa) • Paradip (Jagatsinghpur, Odisha) • Tuticorin Port (now called V.O.Chidambaram Port) • Visakhapatnam Port (Visakhapatnam, Andhra Pradesh)
TRADE AGREEMENTS SIGNED BY INDIA	<ul style="list-style-type: none"> • Agreement of Cooperation with Nepal to Control Unauthorized Trade • Asia Pacific Trade Agreement APTA • Agreement on Economic Cooperation between India and Finland • Comprehensive Economic Cooperation Agreement between India and Malaysia • Global System of Trade Preferences GSTP • India Chile PTA • India ASEAN Agreements • India Japan CEPA • India Korea CEPA • India MERCOSUR PTA • India Nepal Trade Treaty • India Sri Lanka FTA • SAARC Agreement on Trade in Services SATIS • Treaty of Transit between India and Nepal

India's Trade with Top 10 countries (2016-17)					
Values in US\$ Million,					
Rank	Country	Export	Import	Total Trade	Trade Balance
1	CHINA	10,171.18	61,281.57	71,452.75	-51,110.39
2	U S A	42,212.27	22,307.44	64,519.71	19,904.83
3	U ARAB EMIRATES	31,175.50	21,509.83	52,685.33	9,665.67
4	SAUDI ARAB	5,110.28	19,972.40	25,082.68	-14,862.11
5	HONG KONG	14,047.24	8,204.18	22,251.42	5,843.06
6	GERMANY	7,181.61	11,583.67	18,765.27	-4,402.06
7	SWITZERLAND	978.06	17,248.68	18,226.74	-16,270.62
8	INDONESIA	3,488.12	13,427.99	16,916.11	-9,939.87
9	KOREA	4,241.42	12,585.35	16,826.78	-8,343.93
10	SINGAPORE	9,564.58	7,086.57	16,651.15	2,478.01
	Total of Top countries	128,170.25	195,207.69	323,377.94	-67,037.44
	India's Total	275,851.70	384,354.92	658,826.48	-108,503.22
	% Share of Top countries	46.46	50.79	49.08	61.78

MAXIMUM TRADED EXPORT AND IMPORT ITEM AT GLOBAL LEVEL

(Source: Dept. of Commerce, Govt. of India)

India's top ten exports:

- Gems, precious metals
- Mineral fuels including oil
- Machinery including computers
- Vehicles
- Organic chemicals
- Pharmaceuticals
- Iron, steel
- Clothing, accessories
- Electrical machinery, equipment
- Knit or crochet clothing, accessories

India's top ten imports:

- Mineral fuels including oil
- Gems, precious metals
- Electrical machinery, equipment
- Machinery including computers
- Organic chemicals
- Plastics, plastic articles
- Animal/vegetable fats, oils, waxes
- Iron, steel
- Optical, technical, medical apparatus
- Ores, slag, ash

CONTACT OF MINISTRY OR PREMIER ORGANIZATION SUPPORTING THE INT'L TRADE

Department of Commerce

Ministry of Commerce and Industry
Udyog Bhawan, New Delhi 110 107 , INDIA
Phone: 91-11-23062261 | Fax: 91-11-23063418
Email: wio-commerce@nic.in

Invest India, New Delhi

<https://www.investindia.gov.in/>



OTHER TRADE OPPORTUNITIES AVAILABLE IN INDIA (Foreign Investment in India)

Foreign investment refers to the direct or indirect investment done by a company or an individual in some other country. Guidelines for Foreign investment in India are given under the FDI Policy announced by the Government of India.

India is offering a huge platform to the foreign investors to spread their wings to Indian market. Liberalization of 1991 marked the beginning of an era where the doors for international trade were opened by the then govt. Before that the international trade was subject to tariffs and taxes and foreign direct investment (FDI) was also restricted on various parameters.

Our Present govt is emphasising a lot to make it easy for the foreign investors to enter Indian market. Govt. has introduced the favourable policies and announced major changes to facilitate the foreign investment, like: Relaxed FDI norms, increased limit for foreign investments etc.

The Government of India launched Make in India initiative in September 2014 under which FDI policy for 25 sectors was liberalised further. There are two routes of Foreign Direct Investment in India:

- Automatic Route (Without prior approval by Government of India or Reserve Bank of India- FDI is allowed.)
- Government Route (Prior approval is needed from the Government of India)

Here is the list of various steps undertaken by GOI for ease of foreign investment in India:

- Automatic approval facility for foreign investment is applicable to a number of high priority sectors. GOI has increased the list of industries eligible for this facility.
- The upper limit of foreign investment is increased to 74% from the earlier 51% and in some cases it has been increased to the level of 100%.
- Indian companies will not require prior clearance from the Reserve Bank of India, for inward remittance of foreign exchange or for issuance of shares to foreign investors.
- The ban against the use of foreign brand names/trademarks has been removed.
- The government reduced long term capital gains rate for overseas companies to 20% under the Indian Income Tax Act, export earnings are exempted from corporate income tax for both overseas and domestic firms.
- 100% inflow of foreign investment is permitted in strategic sectors such as roads, ports and highways, etc with a condition of the total investment should not exceed 1500 Crore.

To facilitate the foreign investment Ministry of Commerce and Industry has relaxed the mechanism for FDI approvals. State governments are asked for single window clearance system for fast processes of approvals. Govt is offering medium to long term loans to attract the maximum investment. Various states are also offering the easy policies in terms of subsidised lands, low interest rates etc.

As an advantage of foreign investment to India, it automatically leads to the increased inflow of money, economic growth and prosperity, and creation of employment opportunities, improvement in basic infrastructure facilities are the other major benefits of Foreign Investment to India.

As an investor, one must follow the basic steps, like:

- Study the market carefully before investing.
- Plan your entry with correct business strategy.
- It is advisable to keep the ROI goals of long term as the short term profit may not be easy to get.

How AECCI can facilitate the Invest in India

For foreign investors it remains challenge to have the complete knowledge of regulatory environment in India and to find the correct business partners.

A Chambers of commerce can be an excellent platform to help the foreign investors to enter Indian Market. AECCI with its team of experts' professionals, help the investors to find the accurate information w.r.t. the environment, policies and procedure of investment in India. Its experts' panel can provide the complete information and guidance on investment.

AECCI can offer various services at the initial or expansion stages of a business like, business project guidance & preparation, market research, and procedural understanding for implementation.

AECCI basically act as business network, introducing the business holders with each other and facilitating the business relationships among them. Various event of AECCI like: trade fairs, business meets, conferences, etc are the convenient ways for investors to meet the business representatives and perspective business partners from the country. Award functions and various publications of AECCI prove to be the excellent opportunities for businesses to establish their reputation and gain visibility in International market.

AECCI being the representative body and the facilitator for International trade welcome the aspiring investors with their queries at +91 8433720996 or at info@aecci.org.in



(Government Recognised Export House & ISO 22000-2005 Certified)
 Readymoney Terrace, 167 Dr. Annie Besant Road, 1st. floor, Block B, Worli Naka,
 Mumbai - 400 018, India TEL/Fax: +91 22 24979107
 E Mail: valiulla@gmail.com, farooq@vsnl.com | www.guargum.co.in, www.kalonji-oil.com

On a positive growth trajectory given the growing domestic demand, liberalization measures, improved investment climate, and the drive to bolster exports and investments



CAPITAL CITY	Jakarta
MAJOR PORTS	<ul style="list-style-type: none"> • Tanjung Priok, • Belawan, • Tanjung Perak, • Soekarno-Hatta.
EMBASSY CONTACT	<p>Embassy of India JL HR Rasuna Said, Kav S-1 Kuningan, Jakarta Selatan, 12950, Indonesia Tel +62-21- 5204150 / 52 / 57 / 5264931 Fax +62-21- 5204160, 5265622, 5264932, 5226833 https://www.indianembassyjakarta.com/index</p> <p>Embassy of the Republic of Indonesia 50-A Kautilya Marg, Chanakyapuri, New Delhi 110021 www.kemlu.go.id/newdelhi Phone : +91-11- 26118642-46 https://www.kemlu.go.id/</p>
MAXIMUM TRADED EXPORT AND IMPORT ITEM WITH INDIA	<p>Major products exported to India Minerals, rubber, pulp and paper and hydrocarbons reserves.</p> <p>Major products imported from India Refined petroleum products, commercial vehicles, telecommunication equipment, agriculture commodities, bovine meat, steel products and plastics.</p>
OTHER RELEVANT INFORMATION	<p>Indonesia has emerged as the largest trading partner of India in the ASEAN region. Bilateral trade has increased from US\$ 4.3 billion in 2005-06 to US\$ 17 billion in 2016-17. India is the second largest buyer of coal and crude palm oil from Indonesia.</p> <p>Indonesia has grown economically stronger since 2010. During the global financial crisis, Indonesia outperformed its regional neighbours and joined China and India as the only G20 members posting growth. Indonesia is South East Asia's largest economy which accounts for one-third of the ASEAN economy. The government of Indonesia is focussed on reinvigorating the economy by announcing economic stimulus packages and tax incentives aimed at fiscal and non-fiscal measures. Indonesia will remain on a positive growth trajectory given the growing domestic demand, liberalization measures, improved investment climate, and the drive to bolster exports and investments.</p>

(SOURCE: <https://www.indianembassyjakarta.com/index>)

India and Indonesia have been on the right track to elevate their bilateral relation, taking advantage of the positive momentum to transform commitments into concrete implementation and address common challenges ahead together



H.E. Sidhartha Reza Suryodipuro
Ambassador of Indonesia to India

Namaskar!

It is my pleasure to take the opportunity to greet the esteemed readers of the AECCI's Annual Magazine Global Perspective 2017-2018. It has been eight months since my arrival in New Delhi as Indonesia's envoy to India. Next year will be an important year for India and Indonesia as they will commemorate the 70th anniversary of full diplomatic relations (1949-2019). The agenda should be filled with productive activities and significant outcomes. There remains enormous space for India and Indonesia to grow and advance together, adding more weight on the values of bilateral strategic partnership. Business entities are key stakeholders who can and must play crucial role in promoting India-Indonesia economic cooperation.

India and Indonesia have laid a strong foundation in their bilateral relation since its establishment in 1949. With deeply-shared historical and cultural links of Hinduism, Buddhism and national struggle against colonialism, both countries share many commonalities, and build on top of these are our comparable characteristic of having pluralistic societies, democratic systems, growing middle classes, and rising millennials. The two countries similarly uphold the values of good governance, rule of law and international peace and stability. The long close relations was further levelled up to the strategic partnership in 2005. The meetings of Prime Minister Narendra Modi and President Joko Widodo during his state visit to India in 2016 as well as on the sidelines of the ASEAN-India Summit and Republic Day in 2018, shall provide a greater momentum for India and Indonesia to work towards a more strengthened relation.

Standing at the top 3 fastest growing economies in the world, India and Indonesia have greater opportunities to offer each other to get the bilateral relations between the two neighbouring countries much closer in the future. In the last ten years, India successfully doubled its economic size and consistently maintained its economic growth at above 5%. Likewise, Indonesia by the end of 2017 joined the more-than-US\$ 1 trillion economy club. India-Indonesia's trade has multiplied significantly since 2005, however the global financial situation 2008 has taken its toll. Nonetheless, we can be optimistic that we are back on a robust trajectory with the value of bilateral trade in 2017 hitting US\$ 18 billion, the highest point ever.

On tourism, more than 480,000 Indian visitors went to Indonesia last year and a further growth of up to 700,000 in 2018 is expected. The four Indonesian air carriers serving direct flights between major cities in both countries will hopefully connect more travellers ahead. With regard to investment, India and Indonesia have become friendlier to foreign investors as pointed out in the World Bank's Ease of Doing Business index this year.

I expect far more flows of capital and people as well as transaction of goods and services to boost trade, tourism and investment between the two countries. I believe India and Indonesia have been on the right track to elevate their bilateral relation, taking advantage of the positive momentum to transform commitments into concrete implementation and address common challenges ahead together.

Finally, I wish AECCI and its members a great success with good health and prosperity. This annual edition would hopefully provide its readers comprehensive outlook on trade opportunities in the Asian countries, including Indonesia, and help various stakeholders in doing business in the region.

Thank you.

Operationalisation of the strategic Chabahar port in Iran will unlock trade opportunities with Central Asian countries



CAPITAL CITY	Tehran
MAJOR PORTS	<ul style="list-style-type: none"> • Shahid Rajaee • Boshehr • Shahid Beheshti • Abaadan • Imam Khomeini • Noshahr • Khouramshahr • Amir Abaad • Anzali • Lengeh Bahounar
EMBASSY CONTACT	<p>Embassy of India, 22 Mir Emad Street (Corner of 9th Alley), Dr. Beheshti Avenue, Tehran. +98-21-88755103 (Ext: 133/134/232)</p> <p>Embassy of the Islamic Republic of Iran 5, BARAKHAMBA ROAD NEW DELHI 110001 INDIA Tel.: 0091-23320491-23329600,1,2 E-mail: iranemb.del@mfa.gov.ir</p>
MAXIMUM TRADED EXPORT AND IMPORT ITEM AT GLOBAL LEVEL	Oil
MAXIMUM TRADED EXPORT AND IMPORT ITEM WITH INDIA	Tea & Rice
TRADE AGREEMENTS SIGNED WITH INDIA	<ul style="list-style-type: none"> • Bilateral contract on Chabahar Port development and operations between IPGPL (India Port Global Private Limited) and Arya Banader of Iran • MoU between EXIM Bank and Iran’s Ports and Maritime Organization (PMO) on current specific terms for the Chabahar port project • Confirmation Statement between EXIM Bank and Central Bank of Iran • MoU between ECGC (Export Credit Guarantee Corporation) Limited of India and the Export Guarantee Fund of Iran (EGFI) • MoU between National Aluminium Company Limited (NALCO) and the Iranian Mines and Mining Industries Development and Renovation Organization (IMIDRO) MoU between IRCON and Construction Development of Transport and Infrastructure Company (CDTIC) of Iran
OTHER TRADE OPPORTUNITIES AVAILABLE IN IRAN	<ul style="list-style-type: none"> • Petrochemicals & Plastics (Such as Bitumen and Rubber) • Handicrafts and Furniture (Such as Carpet and Rug) • Banking, Finance & Investment • Industrial Services • Insurance Services • Information Technology (IT) • Interior Design and Architecture • Marketing and Advertising • Travel and Tourism
CONTACT OF MINISTRY OR PREMIER ORGANIZATION SUPPORTING THE INT’L TRADE	<p>Trade Promotion Organization of Iran Address: 2nd Floor, Milad Building, Tehran International Exhibition Centre, Chamran Hwy, Tel: +98-21-21913023, Fax: +98-21-22664021 E-mail: info@tpo.ir, Website: www.tpo.ir</p>

(REFERENCE: COMMERCIAL SECTION, EMBASSY OF INDIA – TEHRAN)

HiMedia offers complete solution for Microbiology



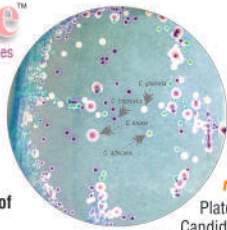
Phase II Chromogenic Media from HiMedia

HiCrome™
Single Streak Rapid Differentiation Series

Single streak
24hr
Results

Manufacturers & Exporters of full range of

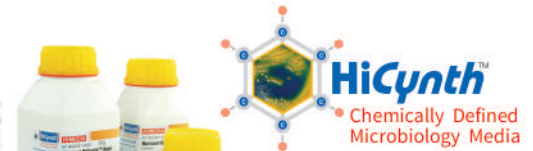
Quality Bacteriological Culture Media & Bacteriological Ingredients



Comprehensive Range of Chromogenic Media
Plate of HiCrome Candida Agar - M1297

5th generation

INNOVENTION 2015
in MICROBIOLOGY MEDIA



HiEncap™

Granulated Media in Capsule

Zoomed image of actual capsule



Product Range from HiMedia

Supported by Global Technical Services

- Ready Prepared Media
- Dehydrated Culture Media, Bases & Supplements
- Culture Media Bases
- Bacteriological Differentiation Aids
- Antimicrobial Susceptibility Systems
- Animal / Cell Culture Media
- Plant Tissue Culture
- HiPer™ Teaching Kits
- Mol. Bio. Chemicals, Reagents, PCR Kits & Instruments
- Density Gradient Separation Media



Dehydrated Culture Media & Media Bases

HiMedia DCM™

FOR IN-VITRO TESTING

- Clinical
- Cosmetics
- Vaccine
- Biotech
- Pharma
- Veterinary
- Fermentation & Brewery



CellCulture
Enabling Breakthroughs



Quality at your Doorstep

Granulated Media

Globally now HiMedia makes available Granulated Media for swift and easy media preparation



Insta Q96™



Prima-96™ PLUS™



Palm PCR™ Machine

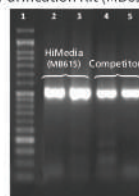


Wee32™ - Machine



Yield Like Never Seen Before

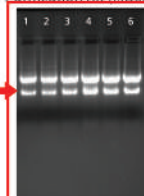
HiPurA™ Viral RNA Purification Kit (MB615)



HiPurA™ Blood Genomic DNA Purification (MB504)

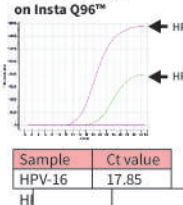


HiPurA™ Total RNA Purification Kit (MB602)

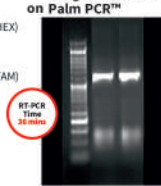


Sensitivity Like Never Seen Before

HPV Detection on Insta Q96™

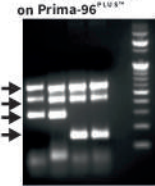


Dengue Detection on Palm PCR™



One step RT-PCR

MRSA Detection on Prima-96™ PLUS™



HiMedia Laboratories Pvt. Limited

A-516, Swastik Disha Business Park, Via Vadhani Indl. Est. LBS Marg, Mumbai - 400 086, India
Tel: 00-91-22-6147 1919, 2500 3747, 2500 0970 Fax: 6147 1920, 2500 5764, 2500 2468, 2500 2286



Iraq's international trade scorecard depends heavily on global oil prices



CAPITAL CITY	Baghdad
MAJOR PORTS	<ul style="list-style-type: none"> • Basra • Umm Qasr • Trabil
EMBASSY CONTACT	<p>Shri Sandeep Kumar Second Secretary (Commercial) Mobile: 00964-7704439706 E-mail: pol.baghdad@mea.gov.in</p> <p>Shri. Rajinder Kumar Attache(Commercial) Mobile: 00964-7719952594 E-mail: com.baghdad@mea.gov.in</p> <p>Embassy of India Address: House No. 18, Street No.16, Mohalla No. 609, Al Mansour, Baghdad (Iraq). Tel: 00964-7726739642 Commercial matters : hocoffice.baghdad@mea.gov.in</p> <p>Embassy of Iraq A 15/14 Vasant Vihar, New Delhi - 110057, India Phone : 0091-11-26150081,11-26150082</p>
MAXIMUM TRADED EXPORT AND IMPORT ITEM AT GLOBAL LEVEL	<p>Export Items: Oil, Dates, Leather</p> <p>Import Items: Rice, Wheat, Meat, Eggs, Spices, Electronic/Electrical items, Vegetables, Fruits, Construction material, Medical Equipment, Medicines, Automobile Parts, Tyres, Cars and Heavy Machines used in agriculture, tractors etc.</p>
MAXIMUM TRADED EXPORT AND IMPORT ITEM WITH INDIA	<p>Major Products exported to India: Oil and fertilizers</p> <p>Major Products imported from India: Rice, meat, fish, spices, ceramic tiles, clothes, electronic items, medicines and medical equipment, cosmetics, tractors, stationery items, heavy machinery, furniture items.</p>

<p>TRADE AGREEMENTS SIGNED WITH INDIA</p>	<ul style="list-style-type: none"> • Air Service Agreement between Govt. of India and Govt. of Iraq • MoU in the field of Energy between the Ministry of Petroleum and Natural Gas of India and the Ministry of Oil of Iraq • MoU between the Ministry of Water Resources of the Republic of India and the Ministry of Water Resources of the Republic of Iraq on Bilateral Cooperation in Water Resources Development and Management
<p>OTHER TRADE OPPORTUNITIES AVAILABLE IN IRAQ</p>	<p>There are plenty of scope for trade opportunities in the post-war Iraq in sectors like:</p> <ul style="list-style-type: none"> • Construction • Education • Health • Hospital building
<p>CONTACT OF MINISTRY OR PREMIER ORGANIZATION SUPPORTING THE INT'L TRADE</p>	<p>Ministry of Trade, Republic of Iraq Mr. Mashriq Ismael Majeed (Protocol) Mobile: 009647902206074</p> <p>Ministry of Trade of Iraq Mr. Qusai Mohammed Sabbar (Relationship Department) Mobile: 009647709236755</p> <p>Mr. Jaafar Al-Hamdani, Chairman Iraqi Federation of Chambers of Commerce, Baghdad, Iraq E-mail: ficcbaghdad@yahoo.com baghdad_chamber@yahoo.com baghdadchamber1926@gmail.com</p>

(REFERENCE: MR. SANDEEP KUMAR, SECOND SECRETARY (POL/COM/ECO/ITEC/CSO), COMMERCIAL SECTION, EMBASSY OF INDIA - BAGHDAD)

Recently witnessed an increase in trade in areas such as electronic machinery and high tech products; communications systems; medical equipments etc



CAPITAL CITY	Jerusalem
MAJOR PORTS	<ul style="list-style-type: none"> • Port of Haifa • Port of Ashdad and • Port of Eilat
EMBASSY CONTACT	<p>Embassy of India, 140, Hayarkon, Tel Aviv, Israel 2018 http://www.indembassy.co.il</p> <p>Embassy of Israel 3, Dr. APJ Abdul Kalam Road New Delhi-110011, India Tel: +91-11-30414538,11-30414583,11-30414561</p>
MAXIMUM TRADED EXPORT AND IMPORT ITEM WITH INDIA	<p>Major Products exported to India: Defence, Pearls and precious stones, Chemical and mineral products, Machinery and electrical equipment, Base metals, Machinery, and Transport equipment.</p> <p>Major Products imported from India: Pearls and precious stones, Chemical and mineral products, Machinery and electrical equipment, Textile and textile articles, Plastics, Rubber, Plants and vegetable products, Mineral products, Rubber and plastic products, Base metals and transport equipment.</p>
CONTACT OF MINISTRY OR PREMIER ORGANIZATION SUPPORTING THE INT'L TRADE	<p>Ministry of Economy and Industry http://www.economy.gov.il/English/Pages/default.aspx</p>
OTHER RELEVANT INFORMATION.	<p>Trade in diamonds constitute almost 54% of the bilateral trade. Nearly 40 diamond dealers have opened offices at the Israeli Diamond Exchange in Ramat-Gan. Some of these dealers have been active in Israeli for nearly 30-40 years. Though bilateral trade is dominated mainly by diamonds and chemicals, recent years have witnessed an increase in trade in areas such as electronic machinery and high tech products; communications systems; medical equipment etc.</p>

(Source: <http://www.indembassy.co.il/pages.php?id=14#.WrSnFExuLVI>)



AECCI
Sourcing Enterprise
Asian Exporters'
Chamber of Commerce
And Industry

**AECCI
MEGA
EVENTS
2018**

**2018
AECCI
ANNUAL
CELEBRATON
July 2018**



**2018
AECCI
WOMEN
EMPOWERMENT
AUGUST 2018**



**2018
AECCI
GOLF
TOURNAMENT
SEPTEMBER 2018**



**2018
AECCI
BUSINESS
EXCELLENCE
AWARD
OCTOBER 2018**



**SPONSORSHIP
OPPORTUNITIES**

www.aecci.org.in

POWERED BY



For Advertisement & Sponsorship Contact:

Ms. Swarn Lata (Executive Director)

Mobile : +91 8433720996,

Email : info@aecci.org.in,

Asian Exporters' Chamber of Commerce and Industry

604, 6th Floor, Hilton Centre, Plot No.- 66, Sector-11,

CBD Belapur, Navi Mumbai - 400 614. Maharashtra,

Ph: +91 22 4127 1145/46, Fax : +91 22 4127 1147,

Exports of high technology products have been the engine of Japan's economic growth



CAPITAL CITY	Tokyo
MAJOR PORTS	<ul style="list-style-type: none"> • Tokyo Port, • Chiba Port, • Yokohama Port, • Kawasaki Port, • Nagoya Port, • Osaka Port and • Kobe Port etc.
EMBASSY CONTACT.	<p>Embassy of India 2-2-11 Kudan-Minami, Chiyoda-ku, Tokyo 102-0074 Tel : +81 3 3262-2391 to 97 Fax : +81 3 3234-4866 https://www.indembassy-tokyo.gov.in/home.html</p> <p>Embassy of Japan Plot No.4&5, 50-G Shantipath, Chanakyapuri, New Delhi 110021 Tel:00-91-11-2687-6581/4610-4610 Fax:00-91-11-2688-5587 Email: jpembjic@nd.mofa.go.jp</p>
MAXIMUM TRADED EXPORT AND IMPORT ITEM AT GLOBAL LEVEL	<ul style="list-style-type: none"> • Transport equipment • Machinery • Electrical machinery • Iron and steel products • Precision instruments • Plastic materials • Chemical elements, compound • Miscellaneous articles • Nonferrous metals • Chemical materials n.e.s.
MAXIMUM TRADED EXPORT AND IMPORT ITEM WITH INDIA	<ul style="list-style-type: none"> • Machinery • Electrical machinery • Iron and steel products • Plastic materials • Transport equipment • Chemical elements, compound • Manufactures of metals • Nonferrous metals • Chemical materials n.e.s. • Precision instruments

TRADE AGREEMENTS SIGNED WITH INDIA

Bilateral Treaties and Agreements

- Treaty of Peace (1952)
- Agreement for Air Service (1956)
- Cultural Agreement (1957)
- Agreement of Commerce (1958)
- Convention for the Avoidance of Double Taxation (1960)
- Agreement on Cooperation in the field of Science and Technology (1985)
- Japan-India Comprehensive Economic Partnership Agreement (2011)
- Agreement between Japan and the Republic of India on Social Security (2012)
- Agreement between the Government of Japan and the Government of the Republic of India Concerning the Transfer of Defence Equipment and Technology (2015)
- Agreement between the Government of Japan and the Government of the Republic of India Concerning Security Measures for the Protection of Classified Military Information (2015)
- Agreement between Japan and the Republic of India on Social Security (2016)
- Agreement between the Government of Japan and the Government of the Republic of India for Cooperation in the Peaceful Uses of Nuclear Energy.

CONTACT OF MINISTRY OR PREMIER ORGANIZATION SUPPORTING THE INT'L TRADE

JETRO (Japan External Trade Organization)

Ark Mori Building 6F, 12-32 Akasaka 1-chome,
Minato-ku, Tokyo 107-6006
Tel: 03-3582-5651
<https://www.jetro.go.jp/en/>

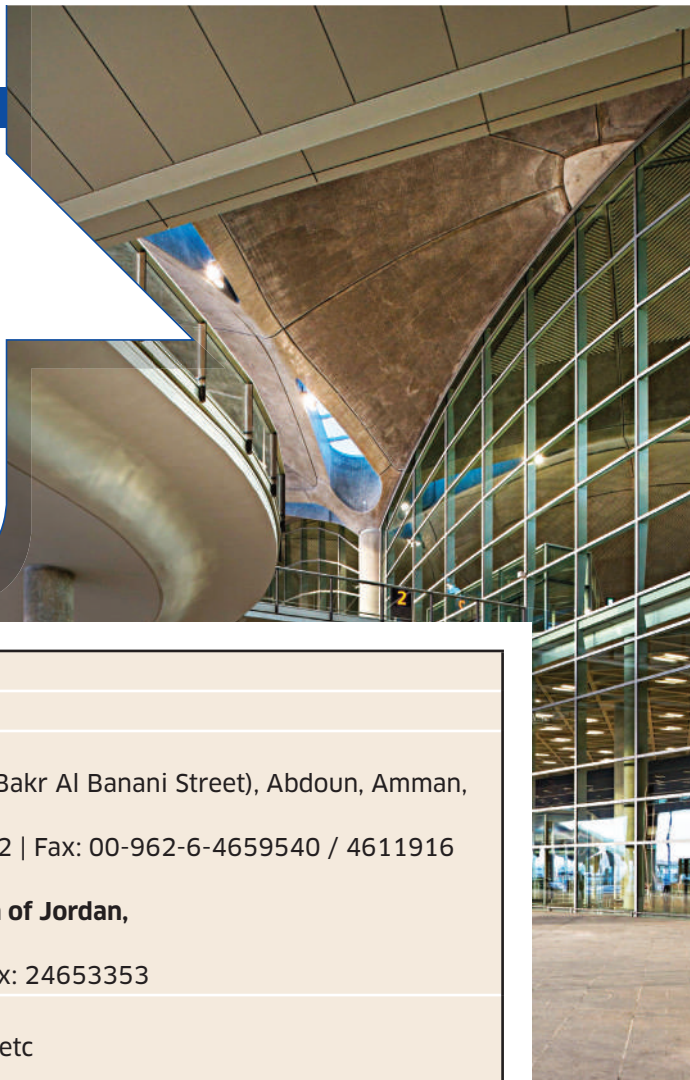
OTHER RELEVANT INFORMATION

The Japan-India Association

Suzuko bld.2F. 2-1-14, Nihonbashikayaba-cho Chuo-ku
Tokyo 103-0025
TEL : +81-3-5640-7604
FAX : +81-3-5640-1576
E-mail : partner@japan-india.com

(REFERENCE: MR. Praveen C. Kala
Attaché (Eco & Com)
Embassy of India, Tokyo)

Opportunities for joint ventures in leather, automobile, IT, pharmaceuticals, and Solar energy sectors



CAPITAL CITY	Amman
MAJOR PORTS	Port of Aqaba
EMBASSY CONTACT	<p>Embassy of India, No.24, Al-Hidhab Street, (corner of Abu Bakr Al Banani Street), Abdoun, Amman, Jordan. Telephone: 00-962-6-4622098, 4637262 Fax: 00-962-6-4659540 / 4611916</p> <p>The Embassy of the Hashemite Kingdom of Jordan, 30, Golf Links, New Delhi - 110003, Tel: (91-11) 2465-3318, 2465-3099 Fax: 24653353</p>
MAXIMUM TRADED EXPORT AND IMPORT ITEM WITH INDIA	<p>Major products exported to India Fertilizers, phosphates, phosphoric acid etc</p> <p>Major products imported from India Electrical machinery, cereals, frozen meat, organic and inorganic chemicals, animal fodders, engineering and automotive parts etc.</p>
OTHER TRADE OPPORTUNITIES AVAILABLE IN JORDAN	Possibilities for joint ventures in the fields of leather, automobile, IT, pharmaceuticals, renewable energy [Solar] and construction sectors can be explored further.
OTHER RELEVANT INFORMATION	<p>Commercial Relations: India-Jordan trade is governed by an agreement signed in 1976. A Trade and Economic Joint Committee constituted under the Agreement promote and monitor the progress. Over the years, bilateral trade has grown rapidly despite global economic downturn. A successful cooperation in fertilizer sector between the two countries exists. A Joint venture project worth US\$ 860 million between the Jordan Phosphate Mines Company (JPMC) and the Indian Farmers Fertilizers Cooperative (IFFCO) for manufacturing of Phosphoric Acid set up in Eshidiya was inaugurated by Hon'ble Rashtrapatiji & His Majesty King Abdullah. The MMTC India Ltd inked an MOU with the JPMC on cooperation in the fertilizer sector in June, 2015. A commercial delegation headed by Mr.Thabet Elwir, Chairman of Jordan Investment Commission visited Delhi and Mumbai from 1-3 May 2017 to hold business meetings with Indian companies which were organized by FICCI. Over two dozen textile factories owned by Indian entrepreneurs with an investment of US\$300 million account for Jordan's exports under the FTA regimes to the west. India became the 4th largest trade partner of Jordan after Iraq, Saudi Arabia and China. Details of trade volume are tabulated below (values in US\$ billion).</p>

Year	Total Trade turnover	Export to India	Import from India
2015-16	1.350	0.851	0.499
2016- 17	1.352	0.828	0.524

(Reference By: Mr. Puneet Ghai, Attaché (PIC), Embassy of India - Amman)

Central Asia's recognised leader in terms of investment attraction



CAPITAL CITY	Astana
EMBASSY CONTACT	<p>Embassy of the Republic of Kazakhstan in India 110057 India, New Delhi F 6/7 Vasant Vihar. Tel: +91-11-45555100 E-mail: kazind.com@gmail.com, delhi@mfa.kz http://mfa.gov.kz/en/delhi/</p> <p>Embassy of India Kaskad Business Center, 5th floor, 6/1, Kabanbai Batyr Avenue, Astana, Kazakhstan. Phone : + 7 7172 - 925 700/701/702/703 Fax: + 7 7172 - 925 715/717 Website: www.indembastana.in</p>
MAXIMUM TRADED EXPORT AND IMPORT ITEM WITH INDIA	<p>Major products exported to India Uranium concentrate, oil, asbestos, steel, salt, sulfur, lime, cement, leather raw material and ferrous metals</p> <p>Major products imported from India Coffee, tea, spices, tobacco, organic chemical compounds, pharmaceuticals, plastic, rubber, rubber products, electrical goods and mechanical equipment.</p>
OTHER TRADE OPPORTUNITIES AVAILABLE IN KAZAKHSTAN	It may be added that the trade turnover between the two countries does not match their potential. There is a lot of scope for expanding it, especially through engineering goods, mining, chemical and petrochemical industry, agriculture and services.
OTHER RELEVANT INFORMATION	The Republic of Kazakhstan is an industrial country with mining operations being one of the main sources of its economic growth. The country's mineral raw material base consists of more than 5 000 deposits which expected value is estimated at tens of trillion US dollars. The country holds first place in the world with regard to explored reserves of zinc, tungsten and barite, second - silver, lead and chromites, third - copper and fluorite, fourth - molybdenum, sixth - gold. Kazakhstan also has considerable reserves of oil and gas, which are concentrated in its western areas. Nowadays the country belongs to the group of the world's leading oil-producing states with volumes amounting to more than 80 million tons of oil and gas condensate a year. According to plans the annual extraction will be increased to 120 million tons by 2020. At present Kazakhstan is in 9th place in the world with regard to confirmed reserves of oil. Besides that, the country is in 8th place by the reserves of coal and 2nd place by the reserves of uranium.

(Source: <http://mfa.gov.kz/en/delhi/content-view/torgovo-ekonomiceskoe-sotrudnicestvo-mezdu-kazahstanom-i-indiej>)

Kazakhstan- India Relations



H. E. Bulat Sarsenbayev
Ambassador of the
Republic of Kazakhstan

25 Years of Friendship and Cooperation

Relations between our countries and the people are rooted in the ancient times when migration took place from Eurasia to Southern Asia. This period is linked to the Indian ruler Kanishka, known in the history of Kazakhstan as Khan Yerke, and to the Central Asian people Scythians. In the middle ages our peoples and culture had links when such historic personalities as Qutubuddin Aibak, Ghiyas-ud-din Balban, Amir Timur, Babur and Muhammed Haider Dughlat were active. In modern times, but before Kazakhstan attained independence, the links between our countries were manifested through the love of Kazakh people for Indian culture and also through the visit of Jawaharlal Nehru and Indira Gandhi to Kazakhstan in 1955.

Twenty five years is a very small period, considering the centuries-old history of our relations. However, representatives of both the countries generally agree that over these 25 years our ties of friendly and mutually beneficial cooperation have stood the test of time and our people have retained the warmth towards each other despite the crises and challenges of a constantly changing world.

As President of Kazakhstan Nursultan Nazarbayev said during his first India visit in February 1992: «India had never been a far-off country for the Kazakh people. Historical and geographic proximity gave us the opportunity to closely follow events in the Indian peninsula and democratic transformations taking place there found a vivid response in the hearts of the people of Kazakhstan». It may be recalled that India was the first country that our President visited outside the post-Soviet ambit. President of Kazakhstan always maintained the path of practical improvement of the mutually beneficial ties. He visited India several times since independence of Kazakhstan (*in 1992, 1996, 2002 and 2009*). Furthermore, the two leaders announced establishment of a strategic partnership during the January 2009 visit of President Nazarbayev as chief guest at the Republic Day celebrations. This also showed the sincerity of the two nations and people to strengthen the partnership and to open new vistas of cooperation.

The fact that there are no problems in the cooperation between our countries in politics as also in the cooperation in multilateral fora is a



matter of special pride and a great achievement. Effective political cooperation between our countries has been ensured due to the similarity of our positions on the basic international issues and problems. Leaders of the two countries make use of all the opportunities and multilateral platforms for exchange of views on global and regional processes and for developing the cooperation. Undoubtedly, a major coordinating role in this multifaceted cooperation between Kazakhstan and India is being played by the foreign ministries of the two countries and their leadership. This list includes the Ministers for Foreign Affairs of Kazakhstan Akmaral Arystanbekova, Toletay Suleymenov, Kanat Saudabayev, Kassym-Jomart Tokayev, Marat Tazhin, Yerzhan Kazykhanov, Erlan Idrissov and Kairat Abdrakhmanov, as well as Indian ministers Madhavsinh Solanki, P. V. Narasimha Rao, Dinesh Singh, Sikander Bakht, I. K. Gujral, Atal Bihari Vajpayee, Jaswant Singh, Yashwant Sinha, K. Natwar Singh, Manmohan Singh, Pranab Mukherjee, S. M. Krishna, Salman Khurshid and Sushma Swaraj

Such a high level of political cooperation is also a good base for developing mutually benefi-

cial trade and economic relations. Right now, Kazakhstan is the main trading partner of India in Central Asia and the second largest partner in the entire post-Soviet region. Despite that, the trade and economic cooperation does not match the potential and the capabilities of our countries.

It is my considered view that thanks to the political will, desire and a clear understanding of the importance of developing cooperation between Kazakhstan and India as not only major countries but leaders in their region, the leadership of the two countries wishes to do its best to strengthen the friendship and the stable partnership in all areas of cooperation.

While appointing me as Ambassador Extraordinary and Plenipotentiary to India in November 2014, President Nursultan Nazarbayev assigned me a number of specific tasks for expanding the partner relations between our countries. I was asked to strengthen strategic cooperation, take trade and economic relations to new heights, and organize a visit of the Indian prime minister to Kazakhstan for setting new aims to be achieved by our countries in the near future.

Over the last two-and-a-half years the



Kazakhstan Embassy in India has tried to do its best to achieve the tasks assigned by the President. Prime Minister Narendra Modi visited Kazakhstan twice in July 2015 and in June 2017.

The strategic partnership has acquired a clearer shape. The intention of Kazakhstan to support Indian candidature for permanent membership of the UN Security Council is a testimony to the strong political ties between our countries. This was included in the joint statement at the end of President Nazarbayev's 2002 visit to India. Of equal significance is India's support for Kazakhstan's membership of UN Security Council for 2017-18 which was also included in the joint statement «Tez kadam» during the visit of Prime Minister Narendra Modi to Kazakhstan in July 2015.

Another confirmation of the strong partnership is the seriousness with which India approached its participation in the specialized international «EXPO-2017». Without being a member of the International Bureau of Expositions (BIE), India not only decided to take part in the international Expo because of the level of cooperation between our countries, but also made a request for a pavilion with the largest space.

Two honorary consulates of Kazakhstan have been opened: in Mumbai (*for Maharashtra*) in 2015 and in Chennai (*for Tamil Nadu, Karnataka and Kerala*) in 2017.

Air Astana runs daily flight Almaty-Delhi-Almaty and twice in a week Astana-Delhi-Astana flight.

Right now, Kazakhstan has become the main supplier of uranium to India. Over the last two years the stream of tourists from India to Kazakhstan has increased 3.3 times - from 1502 persons in 2014 to more than 10000 persons in 2016. The number of tourists from Kazakhstan to India over the same period has increased from 1780 individuals in 2014 to more than 17000 in 2016. We are expecting that this year number of tourists from India to Kazakhstan will increase for more than 18000 persons.

During the years that I have worked here, the Indian side has always responded positively to the proposals of the Kazakhstan Embassy to expand collaboration and always maintained the friendly nature of interaction. I have very good relations with a number of Indian colleagues from the Ministry of External Affairs as well as from the Government of this wonderful country. I wish to thank the Minister of External Affairs Ms. Sushma Swaraj, Ministers of State of External Affairs M.J.Akbar and V.K.Singh, National Security Advisor Ajit Doval, Deputy National Security Advisor Arvind Gupta, former Chairman of Chiefs of Staff Committee, Air Chief Marshal Arup Raha, Petroleum and Natural Gas Minister Dharmendra Pradhan, Minister of State for Home Affairs Kiren Rijiju, former Secretary (*West*), Ministry of External Affairs, Navtej Sarna, Attorney General of India Mukul Rohtagi.

I would like to express special appreciation to the Joint Secretary, Planning and International Cooperation, Ministry of Defence, Shambhu Kumaran (*former Joint Secretary, Eurasia Division, MEA*), current Joint Secretary, Eurasia Division, MEA, Godavarthi Venkata Srinivas. We have been and continue to be one cohesive team working to perform tasks assigned by the leadership of our countries.

I would also like to thank my predecessor ambassadors of Kazakhstan to India Mukhamedzhan Isayev (*1993-1995*), Rashid Ibraev (*1995-1998*), Askar Shakirov (*1998-2004*), Kairat Umarov (*2004-2009*) and Dulat Kuanyshiev (*2010-2014*). These powerful personalities made their own impact on the development of diplomatic relations and intergovernmental cooperation between our countries.

Finally I would like to add that over these 25 years we have undoubtedly made a lot of progress in the development of Kazakhstan-Indian relations. But as we are all aware, nothing is perfect in this world and we realize that we have to achieve better results, so that our relations not only do not diminish but blossom year after year.

There is great potential for development of information technologies, processing industry, textile industry and tourism industry



CAPITAL CITY	Bishkek
MAJOR PORTS	<ul style="list-style-type: none"> • Riga • Poti
EMBASSY CONTACT	<p>Embassy of India 100-A, Mahatma Gandhi Street, Bishkek - 720010 (Kyrgyzstan) https://www.embassyofindia.kg/</p> <p>Embassy of the Kyrgyz Republic in India A 10/11, Vasant Vihar New Delhi-110057 Phone: 011-26149582/ 8019 Fax: 011-26148009 Web: http://www.kgzembind.in/</p>
MAXIMUM TRADED EXPORT AND IMPORT ITEM AT GLOBAL LEVEL	<p>Major export commodities: cotton, wool, meat, tobacco; gold, mercury, uranium, hydropower; machinery; shoes.</p> <p>Major import commodities grain, lumber, industrial products, ferrous metals, fuel, machinery, textiles, footwear</p>
MAXIMUM TRADED EXPORT AND IMPORT ITEM WITH INDIA	<p>Major Items Exported to India Raw hides, metalifers ores & metal scrap etc.</p> <p>Major Items imported from India Apparel and clothing, leather goods, drugs & pharmaceuticals, fine chemicals, and tea.</p>
OTHER TRADE OPPORTUNITIES AVAILABLE IN KYRGYZSTAN	In Kyrgyzstan, there is great potential for development of information technologies, processing industry, textile industry and tourism industry.
OTHER RELEVANT INFORMATION	Promising directions of the development which will contribute to strengthening and deepening the integration of Kyrgyzstan with Central Asian countries and other partners are mining and hydropower, water resources – the basis of the Kyrgyz economy, which offer opportunities for mutually beneficial cooperation.

(SOURCE: <http://www.kgzembind.in/> and http://www.mea.gov.in/Portal/ForeignRelation/Kyrgyzstan_30_08_2017.pdf)

A reliable and fourth largest supplier of crude oil to India



CAPITAL CITY	Kuwait City
MAJOR PORTS	<ul style="list-style-type: none"> • Doha • Khor al Muffatta • Kuwait • Mena Al Ahmadi • Mina Al Ahmadi • Shuaiba • Shuwaikh
EMBASSY CONTACT	<p>Embassy of India Diplomatic Enclave, Arabian Gulf Street P.O. Box 1450, Safat-13015, Kuwait Phone:22530600 , 22530612 - 14 Fax:22546958, 22571192, 22573910,22573902 http://www.indembkwt.org/Default.aspx</p> <p>Embassy of Kuwait, 5A, Shanti Path, Chanakyapuri, New Delhi, Delhi - 110021, India</p>
MAXIMUM TRADED EXPORT AND IMPORT ITEM WITH INDIA	<p>Major products exported to India (Excluding Petroleum & its products) Organic chemicals; plastic; fertilizers; aluminium scrap; tankers; iron and steel scrap; pulp of wood or of other fibrous cellulosic material; waste and scrap of paper or paperboard; copper scrap; battery waste etc.</p> <p>Major products imported from India Food items, cereals, textiles, garments, electrical and engineering equipment, pressure vessel reactors, industrial valves, machinery and mechanical appliances, ceramic products, cars, trucks, buses, tyres, metal products, iron and steel, etc.</p>

The trend of bilateral trade during the years 2012-13 to 2016-17 is as follows:

Bilateral trade between India and Kuwait FY 2012-13 to 2016-17

Values in US \$ Millions

YEAR	2012-2013	2013-2014	2014-2015	2015-2016	2016-2017
EXPORT	1,061.08	1,061.14	1,198.89	1,247.51	1,494.41
IMPORT	16,588.13	17,153.55	13,381.97	4,969.69	4,456.83
TOTAL TRADE	17,649.21	18,214.69	14,580.85	6,217.20	5,951.24

**AGREEMENTS
BETWEEN INDIA
AND KUWAIT IN THE
ECONOMIC FIELD**

- Trade Agreement signed in February 1974.
- Cooperation Agreement for the Promotion of Economic, Commercial and Technical Cooperation signed in February 1992.
- Agreement for Encouragement and Reciprocal Protection of Investment signed in November 2001 and ratified in June 2003.
- Agreement on Juridical and Judicial Cooperation in Civil and Commercial Matters signed in August 2005 and ratification process completed in June 2009.
- Agreement on Drug Demand Reduction and Prevention of Illicit Trafficking in Narcotic Drugs, Psychotropic Substances and Precursor Chemicals and Related Matters was signed in June 2006 and ratification process was completed in July 2012.
- MOU on Labour, Employment and Manpower Development signed in April 2007.
- MOU on Civil Aviation between India and Kuwait authorities, latest one signed in June 2007.
- Agreement on the Avoidance of Double Taxation and Prevention of Fiscal Evasion of Taxes on Income signed in June 2006.
- Agreement on Scientific and Technological Cooperation signed in April 2009.
- MOU on Medical Cooperation signed in April 2012.
- MOU on Youth Affairs and Sports signed in November 2013.
- MOU between CSIR and KISR on S&T cooperation signed in November 2013.
- MOU between KISR and Earth Systems Science Organization, Ministry of Earth Sciences on cooperation in S&T signed on 16 October 2014.
- MOU between KISR and Indian Space Research Organization for Cooperation in the Exploration and Use of Outer Space for Peaceful Purposes on 30 September 2015.
- The Protocol amending the Avoidance of Double Taxation and the Prevention of Fiscal Evasion with respect to Taxes on Income between India and Kuwait, on 15 January 2017

**OTHER RELEVANT
INFORMATION**

Historically, Indo-Kuwaiti relations have always had an important trade dimension. India has consistently been among the top ten trading partners of Kuwait. Kuwait has been a reliable and fourth largest supplier of crude oil to India. During 2015-16, Kuwait was the seventh largest oil supplier to India and it meets about 5.5% of India's energy needs. Total bilateral trade with Kuwait during 2015-16 was US\$ 6.2 billion and for 2016-17 was US\$ 5.95 billion.

(Source: <http://www.indembkwt.org/Pages/IndoKuwaitEconomic.aspx>)

Liberal trade and investment policies have allowed foreign direct investments to account for a considerable share of Lebanese GDP



CAPITAL CITY	Beirut
MAJOR PORTS	MAJOR PORT: Beirut Minor Ports: Tripoli and Saida
EMBASSY CONTACT	<p>Embassy of India, No. 239, Ibrahim Abed El Aal Stree, Ras Beirut, P O Box No 113-5240, Beirut, Lebanon, Zip Code No. 2034-4411 Website : www.indianembassybeirut.org Facebook/Tweeter : India in Lebanon</p> <p>Embassy of Lebanon 26 B Sardar Patel Road Chanakyapuri, New Delhi-110021, India Tel: (9111) 26111919- 26111415, Fax: (9111) 2490901 E-mail: lebemb@vsnl.net</p>
MAXIMUM TRADED EXPORT AND IMPORT ITEM AT GLOBAL LEVEL	<ul style="list-style-type: none"> • Live animals, animals products • Vegetable Products • Animal or vegetable fats and oils • Prepared foodstuffs, beverages, tobacco • Mineral Products • Products of the chemical or allied industries • Plastics and articles thereof; rubber • Raw hides and skins, leather, fur skins • Wood and articles of wood; wood charcoal, cork • Pulp of wood; paper and paperboard • Textiles and textile articles • Footwear, umbrellas, artificial flowers • Articles of stone, plaster, cement, glass • Pearls, Precious stones and metals • Base metals and articles of base metal • Machinery, electrical instruments • Vehicles aircraft, vessels, transport equipment • Optical, photographic, medical musical instrument • Arms and ammunition; parts and accessories • Miscellaneous manufactured articles • Works of art, collectors" pieces & antiques

**MAXIMUM
TRADED EXPORT
AND IMPORT
ITEM WITH
INDIA**

(Source: www.customs.gov.lb)

Top ten export to India commodity-wise by end of October 2017-12-09

- Base Metals and articles of base metals
- Pulp of wood or of other fibrous cellulosic material
- Plastics and articles thereof; rubber
- Machinery and mechanical appliance
- Natural or culture Pearls, precious or semi-precious stones
- Vegetable products
- Products of the chemical or allied industries
- Articles of stone, plaster, cement.
- Textiles and textiles articles
- Prepared food stuffs; beverages, spirits and vinegar & wood and articles of wood

Top ten import from India commodity-wise by end of October,2017-12-09

- Textiles and textiles articles
- Natural or cultured pearls, precious or semi-precious stones
- Products of the chemical or allied industries
- Vegetable products
- Machinery and mechanical appliance
- Live animals, animal products
- Plastics and articles thereof; rubber
- Articles of stone, plaster, cement
- Prepared foodstuffs; beverages, spirits and vinegar
- Base Metals and articles of base metals

**CONTACT OF
MINISTRY
OR PREMIER
ORGANIZATION
SUPPORTING
THE INT'L TRADE**

Ministry of Economy & Trade - MOET

Riyad El Soleh Street, Azarieh building, 5th floor, Lebanese.
Telephone: 00961 - 1 - 982360/1/2/3/4/5
<http://www.economy.gov.lb>
Chamber of Commerce of Beirut:
www.ccib.org.lb

(REFERENCE: MR. PAWAN CHOPRA
ATTACHE (ADMN & COMM)
COMMERCIAL SECTION, EMBASSY OF INDIA -BEIRUT)

**Hydropower,
mining,
precious
metals, and
timber sectors
have attracted
major
investment
in Laos**



CAPITAL CITY	Vientiane
MAJOR PORTS	Laos has no direct access to the sea. It is a landlocked country bordering China, Myanmar, Thailand, Cambodia and Vietnam. Containers are typically unloaded in neighbouring country ports and moved by road or air to Vientiane.
EMBASSY CONTACT	<p>Embassy of India No. 125, Unit 7, Ban Saphanthong Kang (opp. Wat Saphanthong Neua), P.O. Box 225, Sisattanak District, Vientiane, Lao PDR Telephone Numbers : 00-856-21-352301, 352302, 352303, Fax Number : 00-856-21-352300, 313235</p> <p>Embassy of the Lao People's Democratic Republic. A-104/7, Parmanand Estate, Maharani Bagh New Delhi-110065. Telephone : (11)41327352. Fax :(11)41327353.</p>
MAXIMUM TRADED EXPORT AND IMPORT ITEM WITH INDIA	Metals, ores, machinery, electronic equipment, pharmaceuticals and timber are the main products traded between India and Lao PDR.
AGREEMENTS BETWEEN INDIA AND LAO PDR	<p>Economic and Commercial Agreements: Lao PDR and India have signed several agreements over the past few years. These agreements lay down the essential framework for bilateral cooperation in matters relating to science, technology, economic cooperation and trade, as well as in defence and consular matters. Some recent agreements include: A Cultural Exchange Programme for the years 2011-13 was signed in 2010. An MOU was signed with the Ministry of Information and Culture in May 2007. Since 1994, under the Indian Technical and Economic Cooperation (ITEC) Agreement, an Indian Army Training Team conducts training for Lao defence personnel in English, An MoU on Agriculture Cooperation was signed in 2000. Under the MoU, a Biennial Working Plan is prepared for implementation.</p>

(Source: <http://www.indianembassyloos.org/eoi.php?id=Bilateral>)

AECCI MEGA EVENTS 2018

2018
AECCI
ANNUAL
CELEBRATION
July 2018



2018
AECCI
WOMEN
EMPOWERMENT
AUGUST 2018



2018
AECCI
GOLF
TOURNAMENT
SEPTEMBER 2018



2018
AECCI
BUSINESS
EXCELLENCE
AWARD
OCTOBER 2018



**Very
agile and
receptive
to new
ideas**



CAPITAL CITY	Kuala Lumpur
MAJOR PORTS	<ul style="list-style-type: none"> • Port Klang • Johor Port • Port of Tanjungpelepas • Kuantan Port • Penang Port • Bintulu Port • Kemaman Port
EMBASSY CONTACT	<p>High Commission of India Menara 1, Mon'tkiara, Level 28, No.1, Jalankiara 50480 kuala Lumpur Malaysia. Tel: +603-6205 2350(Ext 433), Fax: +603-6143-1185 Website: https://www.indianhighcommission.com.my/</p> <p>High Commission of Malaysia 50-M, Satya Marg, Chanakyapuri 110021- New Delhi Telephone: +91-11-2415 9300, +91-11-2415 9310/11 [Admin] Fax: +91-11-2688 1538 Email: mwdelhi@kln.gov.my, Web: http://www.kln.gov.my/web/ind_new-delhi/home</p>

Bilateral Trade (Jan-Aug 2017/2016)

Description	Export (US\$ Billion)	Import (US\$ Billion)	Total (US\$ Billion)	Growth % of Export	Growth % of Import
Country's Trade with India (Q3 2017)	5.481	3.924	9.045	6.11	36.70
Country's Total Global Trade (Q3 2017)	140.2	126.26	266.46	12.62	13.14

MAXIMUM TRADED EXPORT AND IMPORT ITEM AT GLOBAL LEVEL

Top 10 items of Export to the World		
No	Commodity	Value (USD Billion)
1	Electrical & Electronic Products	50.534
2	Petroleum Products	11.085
3	Chemicals & Chemical Products	7.659
4	Palm Oil	7.018
5	Machinery Equipment & Parts	4.722
6	LNG	6.170
7	Manufactures of Metal	4.087
8	Optical & Scientific Equipment	4.793
9	Crude Petroleum	4.177
10	Rubber Products	4.048

Top 10 items of Import from the World		
No	Commodity	Value (USD Billion)
1	Electrical & Electronic Products	27.533
2	Chemicals & Chemical Product	8.986
3	Machinery Equipment & Parts	8.750
4	Petroleum Products	11.437
5	Transport Equipment	4.853
6	Manufactures of Metal	4.683
7	Iron & Steel Products	3.134
8	Optical & Scientific Equipment	3.803
9	Processed Food	3.198
10	Textiles Apparels & Footwear	2.041

MAXIMUM TRADED EXPORT AND IMPORT ITEM WITH INDIA

Top 10 items of Exports to India		
No	Commodity	Value (USD Billion)
1	Mineral fuels, mineral oils and products of their distillation; bituminous substances; mineral waxes	1.136
2	Animal or vegetable fats and oils and their cleavage products; prepared edible fats; animal or vegetable waxes	1.082
3	Electrical machinery and equipment and parts thereof; sound recorders and reproducers, television image and Sound recorders and reproducers, and parts and accessories of such articles	1.014
4	Nuclear reactors, boilers, machinery and mechanical appliances; parts thereof	0.423
5	Copper and articles thereof	0.336
6	Aluminium and articles thereof	0.237
7	Wood and articles thereof	0.229
8	Plastics and articles thereof	0.164
9	Organic Chemicals	0.161
10	Iron and steel	0.157

Top 10 items of imports from India		
No	Commodity	Value (USD Billion)
1	Mineral fuels, mineral oils and products of their distillation; bituminous substances; mineral waxes	1.550
2	Meat and edible meat offal	0.297
3	Iron and steel	0.291
4	Nuclear reactors, boilers, machinery and mechanical appliances; parts thereof	0.286
5	Organic Chemicals	0.263
6	Electrical machinery and equipment and parts thereof; sound recorders and reproducers, television image and sound recorders and reproducers, and parts and accessories of such articles	0.155
7	Copper and articles thereof	0.137
8	Zinc and articles thereof	0.118
9	Aluminium and articles thereof	0.092
10	Edible Vegetables and certain roots and tubers	0.082



TRADE AGREEMENTS SIGNED WITH INDIA	<p>India and Malaysia signed a landmark Free Trade Agreement called the Malaysia India Comprehensive Economic Cooperation Agreement (MINECA) in Kuala Lumpur on 18th February 2011 that has entered into force from 1 July 2011. The MINECA is a single undertaking covering goods, services, investment and other areas of cooperation.</p> <p>ASEAN and India signed the ASEAN-India Trade in Goods (ATIG) Agreement in Bangkok on 13 August 2009. The ASEAN-India FTA will see tariff liberalisation of over 90% of products traded between the two dynamic regions, including the so-called "special products," such as palm oil (crude and refined), coffee, black tea pepper. The ASEAN-India TIG Agreement entered into force on 1 January 2010.</p>
CONTACT OF MINISTRY OR PREMIER ORGANIZATION SUPPORTING THE INT'L TRADE	<p>Ministry of International Trade and Industry (MITI) Mr. Y.B Dato' Sri Mustapa Mohamed (Minister) Menara MITI, No. 7 Jalan Sultan Haji Ahmad Shah, 50480 Kuala Lumpur, Malaysia Tel: 603-8000 8000, Fax: 03-62064693 Email: webmiti@miti.gov.my</p> <p>Malaysia External Trade Development Corporation (MATRADE) Dr. MohdShahreen Zainooreen B. Madros (CEO) Menara MATRADE, Jalan Sultan Haji Ahmad Shah, 50480 Kuala Lumpur, Malaysia Tel: 603-6207 7077, Fax: 603-6203 7037 Email: info@matrade.gov.my</p> <p>Malaysian Investment Development Authority (MIDA) Tan Sri Amirsham Abdul Aziz (Chairman) MIDA Sentral No.5, Jalan Stesen Sentral 5, 50470 Kuala Lumpur, Malaysia Tel: 603 2267 3633, Fax: 603 2274 7970 Email: investmalaysia@mide.gov.my</p>

REFERENCE: MS. ARULARASI THENARASU
MARKETING ASSISTANT- COMMERCE SECTION
HIGH COMMISSION OF INDIA, KUALA LUMPUR, MALAYSIA.
EMAIL : COM3.KL@MEA.GOV.IN
TEL : +603-6205 2350 (EXT 433) | FAX : +603-6143-1185

AECCI Wings




Main items of exports to Mongolia include medicines, mining machinery and auto parts, etc



CAPITAL CITY	Ulaanbaatar
MAJOR PORTS	<ul style="list-style-type: none"> • Bulgan • Ulaanbaatar
EMBASSY CONTACT	<p>The Embassy of India Beijing Street-8, 7th Khoroo, Sukhbaatar Duureg (District), Ulaanbaatar-14190, Post Box 691, Ulaanbaatar, Mongolia Telephone: 0976-11-329522 / 24; Fax: 0976-11-329532; Feedback : reception.ulaan mea.gov.in Officer In-charge:- Shri Biju Joseph, Attache</p> <p>Embassy of Mongolia 34, Archbishop Makarios Marg New Delhi - 110003 (ndia) Tel: 0091-11-24617989, Fax: 0091-11-24633240 E-mail: delhi@mfa.gov.mn Website: http://www.delhi.mfa.gov.mn</p>
OTHER RELEVANT INFORMATION	<p>Bilateral Cooperation Mechanism: India and Mongolia have 'India-Mongolia Joint Committee on Cooperation (IMJCC)' chaired at Ministerial level. Fifth meeting of IMJCC was held in New Delhi in April, 2016 under the Chair of MoS for External Affairs Gen (Retd.) V.K. Singh and Mr. L. Purevsuren, Foreign Minister of Mongolia. A general agreement was signed between the EXIM Bank of India and the Ministry of Finance of Mongolia on utilization of the soft loan announced by PM.</p> <p>Commercial, Economic and Technical Cooperation: During the visit of then Minister for Commerce Shri Pranab Mukherjee in 1994, two MoUs pertaining to the establishment of a Joint Trade Sub-Committee and Co-operation between the Planning Commission of India and the National Development Board of Mongolia were signed. An agreement for co-operation in the field of geology and mineral resources was signed in September 1996. In 1996, an Agreement on Trade and Economic Cooperation between India and Mongolia was signed. The Agreement provides for MFN status to each other in respect of customs, duties and all other taxes on imports and exports. During the visit of President Bagabandi in 2001, both sides signed an Investment Promotion and Protection Agreement which is currently under review. Bilateral trade is modest in value & volumes. Main items of exports to Mongolia include medicines, mining machinery and auto parts, etc. Imports from Mongolia include raw cashmere wool.</p>

(Source: <http://www.eoi.gov.in/ulaanbaatar/?pdf4346?000>)

Maldives with its unique natural splendor has become increasingly popular as one of the top tourist destinations world over



CAPITAL CITY	Male' City, Kaafu Atoll
MAJOR PORTS	Sea port - Male' Port Air port - Velana International Airport
EMBASSY CONTACT	<p>Embassy of India Athireege Aage, Ameeru Ahmed Magu, Henvairu, Male-20125. Maldives +960 3323015,+960 3323016 Web: www.eoi.gov.in/male Facebook: www.facebook.com/IndiainMaldives</p> <p>Embassy of the Republic of Maldives C-31, anand Niketan, New Delhi 110021 Phone: +91-11-41435701 Fax: +91-11-41435709 Web: https://www.maldivesembassy.in/</p>

Top 10 items of Imports from World (Source: Maldives Monetary Authority)		
S. No.	Commodity	Countries
1	Machinery and Mechanical Appliances and Parts, Nes	China, Singapore, UAE, India, Malaysia
2	Diesel (Marine Gas Oil)	UAE, Singapore, Bahrain, China, Malaysia
3	Transport Equipments and Parts	China, India, Singapore, Japan, Canada, USA
4	Base Metal and Articles Of Base Metal, Nes	China, India, Singapore, Turkey, Sri Lanka
5	Construction Related Items, Nes	India, China, Singapore, Malaysia, Sri Lanka
6	Electrical and Electronic Machinery and Equipments and Parts, Nes	Singapore, China, Hongkong, Sri Lanka, UAE
7	Furniture, Fixtures and Fittings	China, Indonesia, Singapore, Thailand, Malaysia
8	Meat, Fish and Seafood	UAE, Brazil, India, Australia, Sri Lanka
9	Wood and Articles Of Wood, Nes	Malaysia, Singapore, China, New Zealand, South Africa
10	Cement and Aggregates	India, Singapore, Thailand, Indonesia, Malaysia

Top 10 items of Imports from India (Source: Maldives Monetary Authority)		
S. No.	Commodity	Other Major import countries
1	Cement and Aggregates	Singapore, Thailand, Indonesia, Malaysia, China
2	Construction Related Items, Nes	China, Singapore, Malaysia, Sri Lanka, Thailand
3	Price Administered Staple	Turkey, UAE, Singapore, Sri Lanka, Thailand
4	Transport Equipments and Parts	China, Singapore, Japan, Canada, USA
5	Base Metal and Articles Of Base Metal, Nes	China, Singapore, Turkey, Sri Lanka, Thailand
6	Vegetables, Rootcrops and Spices	UAE, Sri Lanka, China, Thailand, Australia
7	Meat, Fish and Seafood	UAE, Australia, Sri Lanka, Singapore, Germany
8	Machinery and Mechanical Appliances and Parts, Nes	China, Singapore, UAE, Malaysia, Germany
9	Pharmaceuticals	Sri Lanka, UAE, Switzerland, Pakistan, Germany
10	Plastics and Articles of Plastic, Nes	Singapore, China, Thailand, UAE, Sri Lanka

TRADE AGREEMENTS SIGNED WITH INDIA	Agreement on South Asian Free Trade Area (SAFTA) SAARC Agreement on Trade in Services (SATIS)
OTHER TRADE OPPORTUNITIES AVAILABLE IN MALDIVES	<ul style="list-style-type: none"> • Tourism sector (Especially rising budget travelers and Luxurious travelers) • Construction Sector (Past 5 years Mega project have been initiated). Supporting businesses for Mega projects like logistics and consultancy
CONTACT OF MINISTRY OR PREMIER ORGANIZATION SUPPORTING THE INT'L TRADE	<p>Ministry of Economic Development Boduthakurufaanu Magu, Male' 20125 Republic of Maldives Telephone: +960 3323668, Fax: +960 3323840 Email: info@trade.gov.mv, international@trade.gov.mv</p> <p>Maldives National Chamber Of Commerce and Industry (MNCCI) G, Viyaffari Hiya, Ameenee Magu, K. Male' Telephone : +960 3326634 Website: http://mncci.org.mv/</p>

REFERENCE: HEAD OF CHANCERY
EMBASSY OF INDIA, MALÉ

Partnership opportunities in Myanmar are abundant and the long term commitment to foster close business relationship with the right partner in Myanmar is in the offing



CAPITAL CITY	Yangon
MAJOR PORTS	<ul style="list-style-type: none"> • Myanmar Port Authority, Yangon • Asia World Port Terminal, located in Ahlone Township of Yangon • Myanmar Industrial Port, Yangon • Myanmar International Terminal Thilawa, (MITT) 25 km from Yangon • Myanmar Integrated Port Limited (MIPL), Yangon • Thilawa Port
EMBASSY CONTACT	<p>Embassy of India No. 545-547, Merchant Street, Kyauktada Township, Post Box No.751, Yangon</p> <p>Embassy of the Republic of the Union of Myanmar 3/50F, NyayaMarg, Chanakyapuri, New Delhi 110021 Ph: +91 11 24678822, +91 11 24678823 Fax: +91 11 2467 8824, Email: myandelhi@gmail.com</p>
MAXIMUM TRADED EXPORT AND IMPORT ITEM AT GLOBAL LEVEL	<p>Myanmar Export at global level - Garments / Agricultural Products</p> <p>Myanmar Import at global level - Diesel</p>
MAXIMUM TRADED EXPORT AND IMPORT ITEM WITH INDIA	<p>Myanmar Export to India : Pulses & Beans</p> <p>Myanmar Import from India : Pharmaceuticals</p>
TRADE AGREEMENTS SIGNED WITH INDIA	<p>Bilateral Trade Agreement, 1970</p> <p>Duty Free Tariff Preference Scheme (DFTP)</p> <p>ASEAN-India Trade in Goods Agreement (AITGA)</p> <p>Bilateral Border Trade Agreement</p> <p>Agreement for the Promotion and Protection of Investments.</p>
OTHER TRADE OPPORTUNITIES AVAILABLE IN INDIA	<p>Garment (CMP), Exploration of Oil & Gas, Construction, Tourism and Education.</p>



MINISTRY OR PREMIER ORGANIZATION SUPPORTING THE INT'L TRADE

Name	Organization	Office Address
Dr Than Myint (Union Minister)	Ministry of Commerce	Bldg No 3, NayPyiTaw (9567)408006 Fax(9567)408004 (959)459160999 minister@commerce.gov.mm
Mr. U AungSoe (Director General)	Myanmar Trade Promotion Organisation	Bldg No 52, NayPyiTaw (9567)430206, 951)377421 Fax(9567)430126 (959)420705778 Aungsoe2005@gmail.com cio@commerce.gov.mm
Mr. U AungNaingOo (Director General)	Directorate of Investment & Company Administration, Ministry of Planning & Finance	Bldg 32, NayPyiTaw (No 1 Thitsar Rd, Yankin Township, Yangon) (95 67)406122 (951)658121 Fax:657889 (959)8300142 majanoo@gmail.com
Mr. U AungKyiso (Secretary General)	Republic of Union of Myanmar Federation of Chambers of Commerce & Industry	29, Min Ye KyawSwar Road, Lanmadaw Township, Yangon (951)2314343,2301556,2301557,2314484(Fax) agkyiso@gmail.com

REFERENCE: Mr. Joydeep Mohanto, Attache Commerce, Embassy of India, Yangon +95 1 242102

The widening gap between imports and exports is revealed by surging import expenses and sluggish export earnings



CAPITAL CITY	Kathmandu
MAJOR PORTS	Chittagong port
EMBASSY CONTACT	<p>Embassy of India P.O. Box. 292 336, Kapurdhara Marg, Lainchaur Kathmandu, Nepal Phone: 977-1-4410900 / 4414990 / 4411699 Fax No: 977-1-4428279 http://www.indianembassy.org.np/index.php</p> <p>Embassy of Nepal Barakhamba Road, New Delhi, India. Phone: Tel. : +91-11 23476200 2332 8066 / 9969 / 9218 / 7361 Fax.: +91-11 2332 6857 / 9647 http://www.delhi.mfa.gov.mn</p>
MAXIMUM TRADED EXPORT AND IMPORT ITEM WITH INDIA	<p>Nepal's exports to India (2016-17) increased 5.0% to Rs.390.25 million compared to a drop of 29.3% (2015-16). Whereas, Commodity wise, exports of juice, oil cakes, jutes goods, handicrafts, noodles increased, whereas export of woolen carpet, cardamom, readymade garments, polyester yarn and tea decreased during the FY 2016/17.</p> <p>Nepal's imports from India increased by 32.8% amounting to NRs.633.66 billion (IRs.39604.3 crores or US\$ 5.96 billion) during 2016-17. Commodity wise, imports of petroleum products, vehicles & spare parts, M.S. billet, Other Machinery & parts, cement, Rice, Medicine, Hot rolled Sheet in coil, Agri equipment and electrical equipment have increased.</p>
OTHER RELEVANT INFORMATION	<p>Bilateral Framework The bilateral framework for trade is provided by the India-Nepal Treaty of Trade and Agreement of Co-operation to Control Unauthorised Trade - 2009. A new Trade Treaty, valid for seven years was signed on October 27, 2009 after successful conclusion of bilateral consultations, which began in August 2006. Both treaties were renewed for a further period of 7 years in October 2016.</p>

(Source: <http://www.indianembassy.org.np/index.php>)

Bilateral trade and mutual investments between India and Oman remain robust and buoyant



H.E. Sh. Indra Mani Pandey
Ambassador of the Embassy of India,
Muscat

CAPITAL CITY	Muscat
MAJOR PORTS	<ul style="list-style-type: none"> • Sohar • Salalah • Duqm
EMBASSY CONTACT	<p>Embassy of India, Muscat Jami'at Al - Dowal Al - Arabiya Street, Diplomatic Area, Al Khuwair, P.O. Box 1727, PC: 112 +968-24684555 (Tel)/ 24698291 (Fax) Com.muscat@mea.gov.in; http://www.indemb-oman.org/</p> <p>Embassy of the Sultanate of Oman, Chandra Gupt Marg, Chanakaya Puri, New Delhi-110021, India 0091-11-26885623/26885622 Email: info@omancdin.com Web: http://omancdin.com/cont.htm</p>

MAXIMUM TRADED EXPORT AND IMPORT ITEM AT GLOBAL LEVEL

Top items of Oman's Imports from the World			
Sr. No	Product label	Year 2016	% of Oman's total import
1	Electrical Machinery & Mechanical Equipment & Parts	4373.98	20.54
2	Base Metals & Articles	2774.46	13.03
3	Mineral Products	2760.94	12.97
4	Transport Equipment	2650.7	12.45
5	Chemical Products	1586.26	7.45
6	Prepared Foodstuffs; Beverages	1075.36	5.05
7	Live Animals & Its Products	1047.8	4.92
8	Plastics & Rubber	871	4.09
9	Others	4152.98	19.5
	All Import Items	21293.48	100

Top items of Oman's Export to the World			
Sr. No	Product label	Jan-Dec 2016	% Share in total Export
1	Crude petroleum	12824.26	47.96
2	Liquefied Natural Gas	459.54	1.17
3	Products of the Chemical	1499.94	5.6
4	Base Metals & Articles	1320.17	4.93
5	Live Animals & Its Products	487.34	1.82
6	Refined oil	485.00	1.81
7	Plastics & Rubber	367.06	1.37
8	Electrical Machinery & Mechanical Equipment & Parts	297.96	1.11
9	Re-Exports (Mineral products, transport equipment & others)	5341.99	19.97
	Total Exports	26,739	100



MAXIMUM TRADED EXPORT AND IMPORT ITEM WITH INDIA

Top 10 items of Oman's Imports from India	
Sr. No	Commodity
1	Mineral fuels, mineral oils and products of their distillation; bituminous substances; mineral waxes.
2	Ships, boats and floating structures.
3	Nuclear reactors, boilers, machinery and mechanical appliances; parts thereof.
4	Articles of iron or steel
5	Electrical machinery and equipment and parts thereof; sound recorders and reproducers, television image and sound recorders and reproducers and parts.
6	Cereals.
7	Ceramic products.
8	Iron and steel
9	Copper and articles thereof.
10	Vehicles other than railway or tramway rolling stock, and parts and accessories thereof.

Top 10 items of Oman's Exports to India	
Sr. No	Commodity
1	Mineral fuels, mineral oils and products of their distillation; bituminous substances; mineral waxes.
2	Fertilisers.
3	Aluminium and articles thereof.
4	Salt; sulphur; earths and stone; plastering materials, lime and cement.
5	Organic chemicals
6	Articles of stone, plaster, cement, asbestos, mica or similar materials.
7	Plastic and articles thereof.
8	Iron and steel
9	Ores, slag and ash.
10	Articles of iron or steel

OTHER TRADE OPPORTUNITIES AVAILABLE IN OMAN	<ul style="list-style-type: none"> • Petroleum products, • gems & jewellery, • engineering products and pharmaceuticals, • cement & ceramic products, • chemicals & allied products, • power equipment, • mining equipments, • pharmaceuticals, etc.
CONTACT OF MINISTRY OR PREMIER ORGANIZATION SUPPORTING THE INT'L TRADE	<p>Oman Chamber of commerce & Industry (OCCI) is an official chamber in Oman under the Ministry of Commerce & Industry.</p> <p>Contact: Mr. Abdul Adheem AL-Bahrani, Director General, Oman Chamber of Commerce & Industry, Sultanate of Oman; Email-adheem@chamberoman.com</p>

**OTHER
RELEVANT
INFORMATION**

Bilateral trade and mutual investments between India and Oman remain robust and buoyant. Bilateral trade, which saw a decline during 2014-15 and 2015-16, has resumed its upward trend and rose 3.6 per cent from US\$ 3.8 billion in 2015-16 to US\$ 4 billion in 2016-2017. Investment flows, both ways, have been robust, as reflected in numerous joint ventures, established both in India and Oman. There are over 2900 India-Oman joint ventures in Oman with estimated investment of US\$ 7.5 billion. Indian business entities have emerged as leading investors in Oman, particularly in Salalah and Sohar free zones. Indian companies are also keen to invest in Duqm SEZ. The Oman-India Joint Investment Fund (OIJIF) has been operational. Its initial corpus of US\$ 100 million has already been fully utilized and the next tranche with an increased corpus of US\$ 220 million is being invested.

Embassy of India, Muscat, has been encouraging Indian companies to engage in Oman and benefit from the tremendous opportunities for trade and investment that Oman offers, specially in the sectors prioritized under Oman's national programme for economic diversification, including logistics, minerals & mining and manufacturing. Further, there is tremendous opportunities for Indian companies in various other sectors of Oman like power (specially renewable energy), engineering goods, agriculture and food security, IT & ITeS, pharmaceuticals, healthcare, education, etc.

(REFERENCE: Mr. Sabir Yumkhaibam)

Second Secretary

Embassy of India, Muscat

T: +968-2468 4555, F: +968-2469 8291

E: com.muscat@mea.gov.in,

W: www.indemb-oman.org



H. K. ENZYMES & BIOCHEMICALS PVT. LTD.



H . K . ADDITIVES & INGREDIENTS

QUALITY PRODUCTS AVAILABLE FROM FSSAI APPROVED PLANT AT VASAI

IMPROVERS / PREMIXES / ADDITIVES FOR

● BAKERY ● FLOUR ● FOOD ● NUTRACEUTICALS

■ BAKING POWDER ■ FLOUR WHITENER ■ GMS REPLACER ■ SMBS REPLACER

AVAILABLE ADDITIONAL BLENDING FACILITY ON JOB WORK BASIS

- FSSAI / HALAL / ISO 9001 : 2015 (Quality Management System) APPROVED PLANT
- 100 MT PER MONTH (APPX.QTY)
- SMALL PACKING -100GM / 250GM / 500 GM / 1KG / 5 KG / 10 KGS
- BULK PACKING IN 25 KG BOX / DRUM // BAG
- HOMOGENEOUS BLENDING
- SIEVING FACILITY OF ANY MESH
- NEAR BY LOGISTIC -VASAI / BHIWANDI // NAVASEVA PORT
- SEPARATE AREA FOR PRODUCTION / PACKING TO AVOID MIXING OF DIFFERENT PRODUCTS

E-MAIL: info@hkgroup.net, hkadditives@gmail.com – website : www.hkgroup.net

CHEMICALS FOR VITAMIN PREMIX & NUTRITION PRODUCTS

Philippine investments in India are in telecommunications, IT, real estate and reprocessing of waste and human resource development




CAPITAL CITY	Manila
MAJOR PORTS	<ul style="list-style-type: none"> • Batangas, • Cagayan de Oro, • Cebu, Davao, • Liman, • Manila
EMBASSY CONTACT.	<p>Philippine Embassy in New Delhi 50-N Nyaya Marg, Chanakyapuri New Delhi: 110021 Phone:+9111- 2688-9091, 2611-0152, 2410-1120 and 2688-8838 Fax: +9111- 2687-6401 Email: newdelhi.pe@dfa.gov.ph Web: http://newdelhipe.dfa.gov.ph</p> <p>Embassy of India, 2190, Paraiso Street, Dasmarinas Village, Makati City, Metro Manila , Philippines Phone : 0063-2-8430101-02/2-8434-048 Fax : 0063-2-8445757/2-8927301/2-8158151 http://www.indembassymanila.in/</p>



MAXIMUM TRADED EXPORT AND IMPORT ITEM WITH INDIA

Top 10 of Philippines' imports from India

(Unit : US Dollar thousand)

Product Code	Product label 	Philippines's imports from India		
		Value in 2015	Value in 2016	Value in 2017 ▼
Total	All products	1,279,162	1,523,235	1,644,455
27	Mineral fuels, mineral oils and products of their distillation, bituminous substances, mineral waxes	254,294	230,144	290,657
87	Vehicles other than railway or tramway rolling stock, and parts and accessories thereof	220,992	212,891	252,706
30	Pharmaceutical products	146,335	177,248	195,949
84	Machinery, mechanical appliances, nuclear reactors, boilers, parts thereof	132,070	283,585	143,876
72	Iron and steel	11,481	16,598	132,223
02	Meat and edible meat offal	127,309	101,772	111,284
29	Organic chemicals	34,972	39,204	88,629
85	Electrical machinery and equipment and parts thereof, sound recorders and reproducers, television image and sound recorders and reproducers, and parts and accessories of such articles	51,756	75,122	48,020
73	Articles of iron or steel	21,520	35,399	32,817
38	Miscellaneous chemical products	30,647	30,636	32,658



Top 10 of Philippines' exports to India (Unit : US Dollar thousand)				
Product Code	Product label	Philippines's exports from India		
		Value in 2015	Value in 2016	Value in 2017 ▼
Total	All products	372,886	315,127	509,360
84	Machinery, mechanical appliances, nuclear reactors, boilers; parts thereof	93,587	72,055	113,144
74	Copper and articles thereof	94	178	89,694
71	Natural or cultured pearls, precious or semiprecious stones, precious metals, metals clad with precious metal, and articles thereof imitation jewellery, coin	31,102	7,589	52,133
85	Electrical machinery and equipment and parts thereof, sound recorders and reproducers, television image and sound recorders and reproducers, and parts and accessories of such articles	54,191	46,901	45,010
90	Optical, photographic, cinematographic, measuring, cheching, precision, medical or surgical instruments and apparatus, parts and accessories thereof	19,237	37,677	28,929
27	Mineral fuels, mineral oils and products of their distillation; bituminous substances; mineral waxes	8,271	4,597	24,319
83	Miscellaneous articles of base meta	4,431	5,139	24,270
23	Residues and waste from the food industries; prepared animal fodder	6,750	11,116	23,452
87	Vehicles other than railway or tramway rolling stock, and parts and accessories thereof	29,674	14,806	13,083
15	Animal or vegetable fats and oils and their cleavage products, prepared edible fats; animal or vegetable waxes	11,659	15,891	11,197

BILATERAL TRADE OR TRADE AGREEMENTS BETWEEN PHILIPPINES AND INDIA

The Agreement on Trade in Goods between India and ASEAN was signed on 13 August 2009 and was fully implemented in 2011. Over the past decade, trade and investment relations between ASEAN and India have continued to improve. Total bilateral trade increased more than threefold from US\$21 billion in 2005-2006 to US\$65 billion in 2015-2016.

(SOURCE: <http://newdelhipe.dfa.gov.ph/images/2017/Trade/PH-India-Trade-and-investments.pdf>)

The Philippines and India have shared commonalities such as commitment to democratic ideals, human rights, and respect for the rule of law

H.E. Ma. Teresita C. Daza

Ambassador of the Republic of the Philippines to the Republic of India

The Philippines congratulates the Asian Exporters' Chamber of Commerce and Industry (AECCI) on the release of its Annual Magazine Global Perspective.

The Philippines and India have shared commonalities such as commitment to democratic ideals, human rights, and respect for the rule of law.

India and the Philippines signed a Trade Agreement in 1979 aimed to promote the development of trade and economic relations between the two countries within the framework of existing laws, rules and regulations.

India is ranked as the Philippines' 20th trading partner and the two countries' bilateral trade figures have been around \$1.8 billion. In 2017, the Philippines' imports from India was valued at US\$356.9 million in the first quarter and US\$365.8 million in the second quarter while the Philippines' exports to India was valued at US\$ 128.1 million in the first quarter and US\$158.4 million in the second quarter. Source: <http://www.trademap.org>

Philippine investments in India are in telecommunications, IT, real estate and reprocessing of waste and human resource development (management education).


Collaboration between the Philippines and India in the BPO sector has also grown exponentially in the last few years. Several Indian IT companies have set up BPO operations in the Philippines and these include: WIPRO, Tata Consultancy Services, L&T Infotech, Genpact, Infosys, Intelenet, Aegis, HIMT (Hindujas), and Tech Mahindra.

During the visit of Prime Minister Narendra Modi in the Philippines in November 2017, four (4) MoUs (MSME, agriculture, defense, and foreign services institutions collaboration) were signed at the sidelines of the 31st ASEAN Summit and Related Summits. When Philippine President Rodrigo Roa Duterte visited India in January 2018, an MoU between the Philippines' Board of Investments (BOI) and Invest India aimed to facilitate direct investment through the cooperation between the two parties was also signed. Both leaders agreed to deepen cooperation in trade and investment, health, defense, among others.

The Philippines looks forward to further collaboration with India in these and other areas of cooperation.

(Source: Communications Section
Embassy of the Republic of the Philippines, New Delhi, India
E-mail: newdelhi.pe@dfa.gov.ph)

Main items of export from India to Pakistan are cotton, organic chemicals and food products



CAPITAL CITY	Islamabad
MAJOR PORTS	<ul style="list-style-type: none"> • Port Muhammad Bin Qasim. • Port of Pasni. • Port of Gwadar. • Port of Karachi. • Port of Keeti. • Port of Qasim.
EMBASSY CONTACT	<p>High Commission of India, G-5, Diplomatic Enclave, Islamabad, Pakistan Tel: (+92) 2833251-53, Fax: (+92) 51-2833290 / 2833286 / 2833254, Email: info2.islamabad@mea.gov.in</p> <p>High Commission of Pakistan, No. 2/50-G, Shantipath, Chanakyapuri, New Delhi-110021 Phone: (+91-11) 26110601-02, 26110605, 24100905 Fax: (+91-11) 2687-2339 Web: http://pakhcnewdelhi.org.pk/index.php</p>
MAXIMUM TRADED EXPORT AND IMPORT ITEM WITH INDIA	<p>Major products exported to India Copper and copper articles, edible fruits and nuts, cotton, salt, sulphur and earths and stones, organic chemicals, mineral fuels, plastic products, wool, glassware, raw hides & skin etc.</p> <p>Major products imported from India Cotton, organic chemicals, food products including prepared animal fodder, edible vegetables, plastic articles, man-made filament, coffee, tea, spices, dyes, oil seeds, dairy products, pharmaceuticals etc.</p>
OTHER RELEVANT INFORMATION	Three agreements, viz., Customs Cooperation Agreement, Mutual Recognition Agreement and Redressal of Trade Grievances Agreement, were signed during the Commerce Secretaries' talks on September 21, 2012 in Islamabad.

(Source: <https://www.india.org.pk/>)

Diversifying from Oil and Gas. The government has continued its focus on initiatives and efforts to diversify the economy and reduce spending on non-essential areas, under the plan known as Qatar National Vision for 2030



CAPITAL CITY	Doha
MAJOR PORTS	<ul style="list-style-type: none"> • Hamad Port • Port of Al Rayyan Marine Terminal • Port of Umm Said • Port of Doha • Port of Mesaieed • Port of Ras Laffan
EMBASSY CONTACT	<p>Commercial Section Embassy of India, Doha Villa No 86 & 90, Street No. 941, Al Eithra Street, Zone 63, Onaiza, PO Box No. 2788, Doha - Qatar. Tel: +974 4425 5710 Email: com.doha@mea.gov.in</p> <p>Embassy of The State of Qatar P - 31 A, Chandragupta Marg, Chanakyapuri New Delhi - 110021, India Tel: +911126117988 Fax: +911126886080 Email: newdelhi@mofa.gov.qa Web: http://new-delhi.embassy.qa/</p>



MAXIMUM TRADED EXPORT AND IMPORT ITEM WITH INDIA

Top 10 items of Qatar's Exports to India	
No	Commodity
1	Liquified Natural Gas
2	Liquified Propane
3	Liquified Butanes
4	Mineral Fuels, Mineral Oils And Products Of Their Distillation; Bituminous Substances; Mineral Waxes.
5	Plastic And Articles Thereof.
6	Organic Chemicals
7	Inorganic Chemicals; Organic Or Inorganic Compounds Of Precious Metals, Of Rare-Earth Metals, Or Radi. Elem. Or Of Isotopes.
8	Aluminium And Articles Thereof.
9	Miscellaneous Chemical Products.
10	Copper And Articles Thereof.

Top 10 items of Qatar's Imports from India	
No	Commodity
1	Cereals.
2	Electrical Machinery And Equipment And Parts Thereof; Sound Recorders And Reproducers, Television Image And Sound Recorders And Reproducers, And Parts.
3	Articles Of Iron Or Steel
4	Nuclear Reactors, Boilers, Machinery And Mechanical Appliances; Parts Thereof.
5	Edible Vegetables And Certain Roots And Tubers.
6	Meat And Edible Meat Offal.
7	Vehicles Other Than Railway Or Tramway Rolling Stock, And Parts And Accessories Thereof.
8	Edible Fruit And Nuts; Peel Or Citrus Fruit Or Melons.
9	Iron And Steel
10	Plastic And Articles Thereof.

(SOURCE: DEPARTMENT OF COMMERCE, GOI)

OTHER PRODUCTS IMPORTED FROM INDIA	Major items of Indian exports are articles of iron or steel, plastic & articles thereof, construction material, electrical and electronic items, textiles, chemicals, precious stones, rubber, spices and cereals.
TRADE AGREEMENTS SIGNED WITH INDIA	<ul style="list-style-type: none"> • Memorandum of Understanding (MoU) on Environmental Cooperation • Agreement on establishing of Joint Business Council (JBC) between Qatar Chamber of Commerce & Industry and Federation of Indian Chambers of Commerce & Industry (FICCI) • Treaty on Mutual Legal Assistance in Criminal Matters • MoU on Exemption of Visa Requirement for Holders of Diplomatic, Special and Official Passports. • MoU between National Investment and Infrastructure Fund (NIIF), Ministry of Finance, Government of India and Qatar Investment Authority (QIA) • Agreement on Cooperation and Mutual Assistance in Customs Matters • MoU between Financial Intelligence Unit - India (FIU-IND) and the Qatar Financial Information Unit (QFIU) concerning Cooperation in the Exchange of Intelligence related To Money Laundering, Terrorism-Financing and Related Crimes • MoU between the Ministry of Skill Development and Entrepreneurship, the Government of Republic of India and the National Qualifications Authority/Supreme Education Council, Government of the State of Qatar for Cooperation in Skill Development and Recognition of Qualifications • MoU on cooperation in Tourism • MOU for Cooperation in the field of Health.

OTHER TRADE OPPORTUNITIES AVAILABLE IN Qatar	<p>Procedure for non-Qatari investments</p> <p>The Ministry of Economy and Commerce has developed a new electronic service system that allows non-Qatari Investors to submit the required applications. The non-Qatari investment's requests will be forwarded to the competent department for evaluation and recommendation. The non-Qatari investors are kept fully informed about the final decision.</p> <p>Permissible investment sectors</p> <p>By a decision of the Minister of Economy & Commerce, non-Qatari investors may exceed the proportion of their contribution of 49% up to 100% of the project capital, within the fields of agriculture, industry, health, education, tourism, development, exploitation of natural resources, energy, mining and business consultancy, technical, information technology, cultural, sports, entertainment and distribution services.</p> <p>Incentives</p> <p>Non Qatari Investors may be exempted from income tax for a period up to ten years.</p> <p>Non Qatari investors may be exempted from custom duties on the imports of machinery and equipment necessary for the establishment of the project.</p> <p>Non Qatari investors may be allotted the required plot of land to establish their investment project via long term lease of no more than 50 renewable years.</p> <p>Non Qatari investors in the field of industry may be exempted from customs fees on imports of raw materials or half manufactured goods necessary for production and not available in the local market.</p> <p>Non Qatari investors may be exempted from importing duties on necessary machinery and equipment</p> <p>Non-Qatari investors shall be entitled to conduct private money transfers pertaining to their investments from abroad into the State of Qatar. These transfers can be conducted in any convertible currency, at the exchange rate applicable on the date of conversion.</p> <p>Non-Qatari investment, direct or indirect, shall not be subject to expropriation or any equivalent act according to the Law No. 13 of 2000 organizing the investment of foreign capital in economic activity 13/2000.</p> <p>Non-Qatari investors are entitled to transfer the ownership of an investment to another non-Qatari or Qatari investor.</p>
---	---

CONTACT OF MINISTRY OR PREMIER ORGANIZATION SUPPORTING THE INT'L TRADE	<p>Key sites</p> <p>Qatar Government Portal: www.gov.qa</p> <p>Qatar Financial Center: www.qfc.qa.com</p> <p>Qatar Financial Center Regulatory Authority: www.qfcra.com</p> <p>Public Works Authority: www.ashghal.gov.qa</p> <p>Qatar Tourism Authority: www.visitqatar.qa</p> <p>Ministry of Foreign Affairs: www.mofa.gov.qa</p> <p>Ministry of Municipality and Environment: www.mme.gov.qa</p> <p>Ministry of Energy and Industry: www.mei.gov.qa</p> <p>Qatar Investment Authority: www.qia.qa</p> <p>Ministry of Justice: www.moj.gov.qa</p> <p>General Authority of Customs: www.customs.gov.qa</p> <p>Qatar Petroleum: www.qp.com.qa</p> <p>Qatar Chamber: www.qatarchamber.com</p> <p>Ministry of Transport and Communication: www.ictqatar.qa</p> <p>Ministry of Finance: www.mof.gov.qa</p> <p>Ministry of Economy and Commerce: www.mec.gov.qa</p> <p>Ministry of Administrative Development, Labor and Social Affairs: www.adlsa.gov.qa</p>
---	---

(REFERENCE: Ms Shruthi P, Third Secretary Embassy of India, Doha | Tel: 44255703, Fax: 44670448)

“Saudi Arabia’s Vision 2030” encompasses—in a number of domains—strategic objectives, targets, outcome-oriented indicators, and commitments that are to be achieved by the public, private, and nonprofit sectors

VISION رؤية
2030
المملكة العربية السعودية
KINGDOM OF SAUDI ARABIA

CAPITAL CITY	Riyadh
MAJOR PORTS	<ul style="list-style-type: none"> • Jeddah Islamic Port, Jeddah • King Fahad Industrial Port, Yanbu • King Abdul Aziz Port, Dammam • King Fahad Industrial Port, Jubail
EMBASSY CONTACT	<p>Embassy of India, B-1, Diplomatic Quarter, P.B. No.94387, Riyadh-11693, Kingdom of Saudi Arabia Tel.No.00966-114884144/4884692/4834252/4834252 Email: com.riyadh@mea.gov.in</p> <p>Embassy of the Kingdom of Saudi Arabia 2- Pachchimi Marg, Vasant Vihar, New Delhi-110057, India, Phone: 00911143244444 Fax: 00911126144244 Email: inemb@mofa.gov.sa Web: http://embassies.mofa.gov.sa</p>

MAXIMUM TRADED EXPORT AND IMPORT ITEM AT GLOBAL LEVEL

Sr No	Major export commodities
1	Mineral products
2	Plastics and rubber and articles thereof
3	Chemicals or allied products
4	Vehicle and transport equipment, etc
5	Base metals and articles of base metal
6	Machinery and mechanical appliances; electrical equipment; parts thereof
7	Live animals; animal products
8	Prepared foodstuffs; beverages, tobacco and manufactured tobacco substitutes
9	Natural or cultured pearls, precious or semi-precious stones, metals and articles thereof; imitation jewellery coin

Sr No	Major import commodities
1	Machinery and mechanical appliances; electrical equipment; parts thereof;
2	Transport equipment, vessels etc.
3	Chemical or allied Products
4	Base metals and articles of base metal
5	Prepared foodstuffs; beverages, tobacco and manufactured tobacco substitutes
6	Vegetable products
7	Live animals; animals products
8	Textiles and textiles articles
9	Plastics and articles thereof

MAXIMUM TRADED EXPORT AND IMPORT ITEM WITH INDIA

Sr No	Major products exported to India
1	Mineral fuels. Oils and products of their distillation: mineral waxes. (HS Code: 27)
2	Organic Chemicals (HS code: 29)
3	Plastic and articles thereof. (HS Code:39)
4	Fertilisers (HS Code:31)
5	Natural/Cultured Pearls, Precious Stones, and articles thereof; Imit. Jewellery (HS71)
6	Aluminium articles thereof (HS Code:76)
7	Inorganic Chemicals; precious metals, or radium elements or isotopes (HS Code:28)
8	Copper and articles thereof. (HS Code: 74)
9	Miscellaneous Chem. Products (HS:38)
10	Aircraft, Spacecraft and parts (HS Code 88)

Sr No	Major products imported from India
1	Cereals (HS Code 10)
2	Minerals Fuels Oils and Products of their Distillation; Mineral Waxes (HS code 27)
3	Organic Chemicals (HS code 29)
4	Articles of Iron or Steel (Hs code 73)
5	Nuclear Reactors Boilers, Machinery And Mechanical Appliances; parts Thereof (HS84)
6	Vehicles other than Railway or Tramway Rolling Stock, Parts Accessories (HS Code 87)
7	Apparel and clothing accessories, not knitted or crocheted (HS Code 61)
8	Ceramic Products (HS Code 69)
9	Apparel and clothing accessories not knitted or crocheted (HS Code 62)
10	Meat and Edible Meat Offal (HS Code 02)



Brown Bull logistics Pvt. Ltd is **MTO certified & IATA licensed** freight forwarder and logistics service provider. We are proud to be associated with Centennial Logistics Network, Millennium Logistics Network, Icon Logistics Network groups of worldwide Logistics network.

Brown Bull Clearing Pvt. Ltd. has a Customs License (Lic.No. 11/2240) to carry forward all clearance work from Nhava Sheva Port (JNPT) & ACC, Sahar.

M.M.INTERNATIONAL is our trading company which deals with worldwide trading business across various range of products. We have our dedicated trading partners in UAE, Thailand.

Our Vision -

We aspire to create benchmarks of Quality & Consistency in Logistics & Allied Services Globally.

Our Missions -

- To provide holistic solutions with commitment and dedication.
- To strive for success of our customers by empowering our employees to provide highest quality service
- To build relationships with our customers, network and carriers.
- To achieve growth with process oriented approach

CONTACT

Founder
Mr. Mohan Deshpande
 Email : mohan@bbllogistics.com

Director
Mr. Rajesh Deshpande
 Email : rajesh@bbllogistics.com
 +91 93214 87395

Director
Mr. Niraj Deshpande
 Email : niraj@bbllogistics.com
 +91 98208 13335

Director
Mr. Mihir Deshpande
 Email : mihir@brownbull.in
 +91 9833086832



BILATERAL TRADE OR TRADE AGREEMENTS BETWEEN SAUDI ARABIA AND INDIA	<p>List of Agreements/MOUs signed during the visit of Prime Minister to Saudi Arabia (April 03, 2016)</p> <ul style="list-style-type: none"> • Agreement on Labour Co-operation between the Ministry of Labour of the Kingdom of Saudi Arabia and Ministry of External Affairs of the Republic of India for Recruitment of General Category Workers. • Technical Cooperation Program between the Bureau of Indian Standards (BIS) and the Saudi Standards, Metrology and Quality Organization (SASO). • Executive Program for Cooperation in the Field of Handicrafts between the Export Promotion Council for Handicraft (EPCH) in the Republic of India and Saudi Commission for Tourism and National Heritage. • MoU between Financial Intelligence Unit - India and the Financial Intelligence Unit-Saudi Arabia concerning Cooperation in the Exchange of Intelligence related to Money Laundering, Terrorism Financing and Related Crimes • Framework for Investment Promotion Cooperation between Invest India and the Saudi Arabian General Investment Authority (SAGIA).
---	---

OTHER TRADE OPPORTUNITIES AVAILABLE IN SAUDI ARAB	<p>There are opportunities for Indian businessmen and companies in sectors. Like construction, petro-chemicals, IT, Health & pharmaceuticals etc. The Saudi Vision 2030 aiming at major diversification of Saudi economy and envisaging substantial role for private sector further brightens Opportunities for Indian Companies, especially in sector like Housing, Healthcare & Pharmaceuticals, IT Construction, Agriculture, Hospitality, etc..</p>
CONTACT OF MINISTRY OR PREMIER ORGANIZATION SUPPORTING THE INT'L TRADE	<p>Ministry of Commerce and Investment P. O. Box 1774 Riyadh 11162 Tel.: 966-11-401-2222/401-4708 Fax: 966-11-403-8421/402-6640 Email.: info@commerce.gov.sa</p>
OTHER RELEVANT INFORMATION	<p>The Saudi Arabian Public Investment Fund (PIF) is preparing to launch a world-leading joint robotics initiative with Soft Bank Group Corp. to explore how robotic systems can be better incorporated into the daily activities and tasks of the government sector, business and society.</p> <p>Saudi Railways Company Chief Executive Bashar Al Malik told Bloomberg that Saudi Arabia is planning to issue tenders for its long-delayed Land Bridge rail project linking the Red Sea port of Jeddah with the Arabian Gulf and the capital Riyadh by early 2018.</p>

(REFERENCE: DR. RAMBABU C
THIRD SECRETARY (ECO & POL)
EMBASSY OF INDIA, RIYADH
(KINGDOM OF SAUDI ARAB)

Remarkably open and corruption-free environment. The economy depends heavily on exports, particularly in consumer electronics, IT products, pharmaceuticals, and on a growing financial services sector



CAPITAL CITY	Singapore
EMBASSY CONTACT	<p>High Commission of India 31, Grange Road Singapore 239702. Tel: +65 - 6737 6777 Fax: +65 - 6732 6909</p> <p>High Commission of the Republic of Singapore E-6 Chandragupta Marg, Chanakyapuri, New Delhi 110021 Phone: +91 (11) 46000800 Fax:+91 (11) 4601 6413 E-Mail: singhc_del@mfa.sg Web: https://www.mfa.gov.sg/</p>
CONTACT OF MINISTRY OR PREMIER ORGANIZATION SUPPORTING THE INT'L TRADE	<p>Mr Lee Ark Boon (CEO) International Enterprise Singapore 230 Victoria Street, Level 10, Bugis Junction Officer Tower, Singapore 188024 For Local Callers: 1800 437 7673 For Overseas Callers: +65 6337 6628 Fax: +65 6337 6898 https://www.iesingapore.gov.sg/ TAN_Soon_Kim@iesingapore.gov.sg Benjamin_YAP@iesingapore.gov.sg</p>
OTHER RELEVANT INFORMATION	<p>Singapore has a reputation for transparency, pro-business policies, and trusted legal and corporate governance systems. English is the official language of administration and commerce, making Singapore conducive for business. With the entire country occupying an area smaller than New York City, Singapore companies have always understood the need to look beyond the city-state's shores to overcome the limitations of a small domestic market. Their extensive experience in doing business around the region and the world has enabled them to evolve into excellent business partners with a strong track record of delivering integrated solutions and high quality products. Singapore companies are known for their unparalleled dedication to quality, high standards of delivery and relentless drive to innovate. They excel in fields as diverse as infocomm technology, education, transportation, urban planning, port services and seawater desalination, among others. For these reasons and more, Singapore companies make ideal business partners who can help you grow your business.</p>

(REFERENCE: <https://www.hcsingapore.gov.in/pages.php?id=68>)

**Korea-India
CEO Forum is
established,
as an effective
communication
channel
between
companies in
both countries**



CAPITAL CITY	Republic of Korea (ROK), also known as South Korea. Capital City: Seoul Democratic People's Republic of Korea (DPRK), also known as North Korea Capital City: Pyongyang.
MAJOR PORTS	<ul style="list-style-type: none"> • Busan (KRPUS) • Donghae (KRTGH) • Gunsan (Kunsan) (KRKUV) • Gwangyang (KRKAN) • Incheon (KRICE) • Masan (KRMAS) • Mokpo (KRMOK) • Pohang (KRKPO) • Ulsan (KRUSN) • Yeosu (KRYOS)
EMBASSY CONTACT	<p>Embassy of India, Seoul Republic of Korea https://www.indembassy.or.kr/index.php</p> <p>Embassy of the Republic of Korea 9 Chandragupta Marg, Chanakyapuri Extension, New Delhi-110021, India Phone : (+91-11) 4200-7000 Web: http://overseas.mofa.go.kr/in-ko/index.do</p> <p>Embassy of India 6 Munsudong, District Daedonggang Pyongyang, Democratic Republic of Korea Tel: + 850-2-381 7215, 381 7274, Fax: +850-2-3817619 http://eoi.gov.in/PyongYang/</p>



<p>MAXIMUM TRADED EXPORT AND IMPORT ITEM WITH INDIA</p>	<p>Major products exported to India Automobile parts, telecommunication equipment, hot rolled iron products, petroleum refined products, base lubricating oils, nuclear reactors, mechanical appliances, electrical machinery & parts and iron and steel products.</p> <p>Major products imported from India Mineral fuels/oil distillates (mainly naphtha), cereals, iron and steel. Basic materials comprise the bulk of India's exports to Korea with Naphtha accounting 23.9% in 2016.</p>
<p>BILATERAL TRADE OR TRADE AGREEMENTS BETWEEN KOREA AND INDIA</p>	<p>India - ROK Comprehensive Economic Partnership Agreement (CEPA) ROK and India signed a Comprehensive Economic Partnership Agreement (CEPA) in Seoul on 7th August , 2009, heralding a new era of greater economic exchanges, between the two countries. Negotiated over twelve rounds, during more than three years, CEPA came into effect on 1st January 2010. It commits both countries to lower or eliminate import tariffs on a wide range of goods, over the next 10 years and expand opportunities for investments and exchanging services. ROK is phasing out or reducing tariffs on 90 percent of Indian goods over the next decade, while India will do so on 85 percent of Korean goods.</p>

(SOURCE: [HTTPS://WWW.INEMBASSY.OR.KR/PAGES.PHP?ID=21](https://www.inembassy.or.kr/pages.php?id=21))

Sri Lanka has targeted Indian investments to widen its export base and enable integration into regional supply chains



CAPITAL CITY	Sri Jayawardenepura Kotte
MAJOR PORTS	Sea Ports: Colombo, Hambantota and Trincomalee Airports: Colombo and Hambantota
EMBASSY CONTACT	<p>Consulate General of Sri Lanka 34, Homi Modi Street, Mumbai, Maharashtra 400001 Tel: +91-22-22045861 / 22048303 Fax: +91-22-22876132 Email: slcg.mumbai@mfa.gov.lk</p> <p>High Commission of India 36-38, Galle Road, Colombo 03 Phone: 0094-11-2422788/2421605 Fax: 0094-11-2446403/2448166 Web: http://www.hcicolombo.org/</p>
MAXIMUM TRADED EXPORT AND IMPORT ITEM AT GLOBAL LEVEL	<p>Main export: Apparel Main import: Refined Petroleum</p> <p>Key exports: Apparel, Rubber, Ship Building, Gemstones, Ceylon Tea, Ceylon Cinnamon, Fish and fish based products</p>
MAXIMUM TRADED EXPORT AND IMPORT ITEM WITH INDIA	<p>Main export to India: Black Pepper</p> <p>Main import from India: Petroleum oils</p>
TRADE AGREEMENTS SIGNED WITH INDIA	<ul style="list-style-type: none"> • Indo Sri Lanka Free Trade Agreement (ISFTA) • SAARC Preferential Trade Agreement (SAPTA) • South Asian Free Trade Area (SAFTA) • Asia Pacific Trade Agreement (APTA)
OTHER TRADE OPPORTUNITIES AVAILABLE IN SRI LANKA	<p>Potential sectors for investment in Sri Lanka: Logistics, infrastructure, real estate, IT/BPM, tourism, agriculture and fisheries, export manufacturing and education</p>



**CONTACT OF
MINISTRY
OR PREMIER
ORGANIZATION
SUPPORTING
THE INT'L
TRADE**

Department of Commerce

4th Floor, "Rakshana Mandiraya", 21, Vauxhall Street, Colombo 02. Sri Lanka
Tel: +94 011 2329733 / 2346114
Fax: +94 011 2430233 / 2382490
Email: fortrade@doc.gov.lk

**OTHER
RELEVANT
INFORMATION**

Investment: Sri Lanka has targeted Indian investments to widen its export base and enable integration into regional supply chains including manufacturing of automobile parts, light engineering products and pharmaceuticals. Indian Investment to Sri Lanka recorded US\$ 94.7 Mn during the period from Jan-Jun 2017. India is the 2nd largest investor in Sri Lanka.

Major Indian investors currently in local operation are Ashok Leyland, Bharati Airtel, Lanka IOC, AIA Holdings, Krrish Transworks Colombo (Pvt) Ltd, TATA, Taj Hotels, Ultratech Cement, Ambuja Cement, CEAT and Piramal Glass.

Sri Lankan investments in India include Brandix, MAS Holdings, Damro Furniture, Dankotuwa Porcelain, Carson Cumberbatch, Aitken Spence, Bank of Ceylon, DSI Tyre India, John Keels Holdings, Colombo Dockyard, DRH Logistics and Freight Links International.

Tourism: Indian nationals are the major tourists to arrive in Sri Lanka. 356,729 Indian tourists have arrived in Sri Lanka during 2016 which is 13% increase compared to 316,247 arrivals recorded in 2015. Indian tourist arrivals amount to 17% of the total number of tourist arrivals in 2016. On the other hand, India is recorded to fall within the first ten travel destinations for Sri Lankans.

(REFERENCE: Ms Vireshika Bandara
Consul (Commercial)
Consulate General of Sri Lanka in Mumbai)

Immense opportunities are available in the sectors of reconstruction and power generation



CAPITAL CITY	Damascus
MAJOR PORTS	Latakia and Tartus
EMBASSY CONTACT	<p>Embassy of India, 3455, Sharkassiyeh, Ibn Al Haitham Street, Abu Rumaneh, Damascus, P.O. Box: 685, Syria 00-963-11-334 73 51, 00-963-11-334 73 52 Com.damascus@mea.gov.in</p> <p>Embassy of Syria D 5/8, Vasant Marg, Vasant Vihar, New Delhi- India 110057 Phone1: +91-11-2614-0233/2614-8298 Fax: +91-11-2614-3107 Email: embsyriadel@rediffmail.com Web: http://syriaembassy.in/</p>
MAXIMUM TRADED EXPORT AND IMPORT ITEM AT GLOBAL LEVEL	<p>Maximum traded export item at global level:</p> <ul style="list-style-type: none"> • Olive oil • citrus fruits • phosphates <p>Maximum traded import item at global level:</p> <ul style="list-style-type: none"> • Machinery • Rice • Consumer goods • Pharmaceutical products
MAXIMUM TRADED EXPORT AND IMPORT ITEM WITH INDIA	<p>Maximum traded export items to India</p> <ul style="list-style-type: none"> • Cumin seeds • Crude oil (stopped since crisis) • Phosphorus <p>Maximum traded import item from India</p> <ul style="list-style-type: none"> • Pharmaceutical products • Rice, • Spices, • Machine tools, Machinery, • Buffalo meat
BILATERAL TRADE OR TRADE AGREEMENTS BETWEEN SYRIA AND INDIA	<ul style="list-style-type: none"> • MoU for Cooperation in Fertilizer Sector (5.10.2010) • MoU - Higher Education on Cooperation in IT (15.11.2003) • MoU on Cooperation in Oil and Gas Sector (14.11.2009) • MoU on Cooperation in the field of Agriculture and Allied Sectors (2008-2009) • MoU - Cooperation on Trade Facilitation and Process Measure (10.6.2010)
OTHER TRADE OPPORTUNITIES AVAILABLE IN SYRIA	Syria is now undergoing recovery phase. Therefore, immense opportunities are available in the sectors of reconstruction, power generation, solar power generation etc. related to Rebuild Syria program.
CONTACT OF MINISTRY OR PREMIER ORGANIZATION SUPPORTING THE INT'L TRADE	Ministry of Economy and Foreign Trade

(REFERENCE: Mr. Sanjay Nehru, Second Secretary (Commerce), Embassy of India, Damascus, Syria)

The transfer of modern technologies from Taiwan helps to enhance the manufacturing capability of India, and, in turn, plays an instrumental role in advancing the “Make in India” initiative



CAPITAL CITY	Taipei City
MAJOR PORTS	<p>Airports</p> <ul style="list-style-type: none"> • Taiwan Taoyuan Int'l Airport • Taichung Int'l Airport • Kaohsiung Int'l Airport <p>Seaports</p> <ul style="list-style-type: none"> • Keelung Harbour • Taichung Harbour • Kaohsiung Harbour
EMBASSY CONTACT	<p>34, Paschimi Marg, Vasant Vihar, New Delhi-110057, India PH: 91-11-4607-7777 FAX: 91-11-4607-7721 Email: ind@mofa.gov.tw</p>
MAXIMUM TRADED EXPORT AND IMPORT ITEM AT GLOBAL LEVEL	<p>According to the latest trade statistics published by the World Trade Organization (WTO), Taiwan is the world's 18th largest importer and exporter. In 2017, Taiwan's trade volume totaled USD\$510 billion</p> <ul style="list-style-type: none"> • Export: USD\$280 billion • Import: USD\$230 billion <p>Major exported products: Electronic integrated circuits, optical appliances, transistors devices</p> <p>Major imported items: Crude oils, petroleum gases</p>
MAXIMUM TRADED EXPORT AND IMPORT ITEM WITH INDIA	<ul style="list-style-type: none"> • Bilateral trade between Taiwan and India: USD6.3 billion in 2017 (nearly six-fold from USD1.13 billion in 2001) • India's import from Taiwan: USD3.3 billion in 2017 • India's export to Taiwan: USD3.0 billion in 2017 • India ranks as Taiwan's 16th largest export destination and 18th largest source of imports <p>Major items exported to India:</p> <ul style="list-style-type: none"> • Electric components, textiles, chemical products <p>Major items imported from India:</p> <ul style="list-style-type: none"> • Organic chemicals, cotton, fishery products



<p>BILATERAL TRADE OR TRADE AGREEMENTS BETWEEN TAIWAN AND INDIA</p>	<p>Over the years, several agreements or MOUs have been signed between Taiwan and India in such areas as industrial cooperation, civil aviation, agricultural, taxation, science and technology, etc.</p> <p>Some examples are “Double Taxation Avoidance Agreement,” “MOU on Promotion of Industry Collaboration,” “MOU on Cooperation Relating to Small and Medium Sized Businesses,” to name a few.</p> <p>In Oct. 2017, Taiwan’s Customs Administration under the Ministry of Finance signed the Authorized Economic Operator (AEO) Mutual Recognition Agreement with India’s Central Board of Excise and Customs in order to expedite customs clearance procedures and help businesses reduce cost.</p> <p>Later in Dec. 2017, Taiwan and India inked an MoU on Promotion of Industry Collaboration. All these MOUs aim to promote substantive economic exchanges in their respective fields.</p>
<p>CONTACT OF MINISTRY OR PREMIER ORGANIZATION SUPPORTING THE INT’L TRADE</p>	<ul style="list-style-type: none"> • Ministry of Economic Affairs (MOEA), Republic of China (Taiwan) • Bureau of Foreign Trade, MOEA • Taiwan External Trade Development Council (TAITRA)
<p>OTHER RELEVANT INFORMATION</p>	<p>Taiwan is seeking to deepen engagement with 10 ASEAN countries, 6 South Asian countries, particularly India under its New Southbound Policy (NSP) for the purpose of promoting regional economic integration, joint talent cultivation and resources sharing.</p> <p>The government has so far identified five (5) flagship programs and three (3) potential-laden prospective areas for cross-border collaboration with the NSP target countries. The 5 flagship programs are: regional agricultural development; medical and public health cooperation and industrial chains development; industrial talent development; the NSP forum and youth exchange platform. The 3 prospective areas are: e-commerce, tourism and infrastructure. It is obvious Taiwan’s NSP corresponds to India’s Act East Policy and the positive convergence is bearing fruit not only in the trade ties but also in culture, education, technology, among others.</p> <p>On the technological front, for example, Taiwan and India signed an MoU on Scientific and Technological Cooperation in 2007 which set up an official platform for bilateral programs and activities to be conducted on a regular basis. During the past years, Taiwan and India have produced 77 research projects and organized 18 workshops. Those programs have stimulated frequent interactions and exchanges among academic institutes and industries in many areas including electronics, IT, bio-technology.</p> <p>Recently, both India and Taiwan’s Ministries of Science and Technology have agreed to initiate new phases of cooperation in AI (Artificial Intelligence) and Smart Cities. These programs are expected to involve wider industrial participation and more joint ventures to innovate products and technology.</p> <p>To take education as another example. The educational cooperation between Taiwan and India has grown from strength to strength over the past years. According to official statistics from Taiwan’s Ministry of Education, to date a total of 188 bilateral academic agreements have been signed by 55 institutions of higher education in Taiwan with 107 of their counterparts in India. Out of 1,532 Indian students in Taiwan in 2017, 1,034 are pursuing their degree studies and others are participating in short-term internship, exchange programs or Mandarin-learning courses.</p> <p>Taiwan, as a preserver of traditional Mandarin Chinese, has partnered with Indian universities and established 7 Taiwan Education Centers (TECs) in India with 15 Mandarin teachers nationwide. Since 2011, more than 5,000 Indian students have taken Mandarin courses at the TECs.</p> <p>Taiwan looks forward to further strengthen mutually beneficial relationship with India and believes both countries enjoy continued success and prosperity.</p>

OTHER TRADE OPPORTUNITIES AVAILABLE IN TAIWAN

Bilateral investment is mutually-beneficial for both Taiwan and India and should be encouraged. The Foreign Direct Investment (FDI) from Taiwan enables India to create more employment opportunities, accumulate greater foreign exchange reserves, and cultivate a more skilled workforce. With FDI Taiwan also brought to India upgraded skills in management, marketing and logistics, which act as catalysts in the production of goods and services while benefitting the overall Indian economy and value chain.

In the meanwhile, the transfer of modern technologies from Taiwan helps to enhance the manufacturing capability of India, and, in turn, plays an instrumental role in advancing the "Make in India" initiative.

Taiwan can serve as an ideal destination for investment from India by offering excellent business environment for foreign enterprises to set up operations. As its strong R&D capability developed over the years, Taiwan has positioned itself as a major engine of innovation in Asia. Furthermore, Taiwanese enterprises have played a key role in creating formidable regional supply chains, particularly in high-tech sectors such as ICT. These supply chains have enabled many countries in the region to utilize their comparative advantages in production. In the meantime, these supply chains assist many to increase the flow of trade and to provide advanced high-tech products at affordable prices to consumers across national borders.

Taiwanese companies also have the capacity to manufacture a broader range of products with flexibility and rapid response to dynamic and ever-changing market demands. Indian enterprises are encouraged to invest in Taiwan to tap the full potential ICT manufacturing and R&D expertise that Taiwan has to offer.

(REFERENCE: Mr. Aaron, Secretary
Taipei Economic and Cultural Center in India (TECC)
Phone: 0091-11-46077711)

Suyog Auto Cast Pvt. Ltd.

An ISO/TS-16949

MFRS of Pressure Die Casting & Machining Components

Regd. Office & Works : Plot No73, F-II Block, M.I.D.C.,
Pimpri, Pune-411018, MAHARASHTRA, INDIA

E-mail : suyogautocast@vsnl.net

Website : www.shreeganesh.org

Taiwan and India share strong business link and our industries have many to complement, as Taiwan is one of the world's hardware manufacturing hubs and India Boosts a well-trained talent pool in software and IT



H.E. Chung-Kwang, Tien
Representative of Taipei Economic and Cultural Center in India

I am glad to extend my heartiest congratulations and best wishes to Asian Exporters' Chamber of Commerce and Industry (AECCI) for its inaugural "Annual Magazine" that is sure to help the readers better understand business opportunities in Asia.

According to the World Trade Organization (WTO), Taiwan is the 18th largest importer and exporter in the world, achieving USD\$510 billion in total foreign trade volume in 2017. Bilateral trade between Taiwan and India has grown nearly six-fold from USD1.13 billion in 2001 to USD6.3 billion in 2017.

I am very proud that the Republic of China (Taiwan) government, led by President Tsai Ing-Wen, has been actively implementing the New Southbound Policy (NSP) which eyes closer relationship between Taiwan and 18 South and Southeast Asian Countries, particularly India, the world's faster growing economy, in not only economic exchanges but as well culture, education, science and technology, people-to-people contacts and so forth.

Under the NSP, five (5) flagship programs and three (3) potential-laden prospective areas have been identified for cross-border collaboration between Taiwan and its Asian neighbors. The 5 flagship programs include innovations and talent cultivation; regional agricultural cooperation; joint development in the medical sector and industrial supply chain. The 3 prospective areas are namely, e-commerce, infrastructure and tourism.

Taiwan and India share strong business link and our industries have many to complement, as Taiwan is one of the world's hardware manufacturing hubs and India Boosts a well-trained talent pool in software and IT. The two countries should therefore take advantage of this and engage in further cooperation. Besides, both Taiwan and India firm believers in democracy, freedom and peace. With Taiwan's NSP and India's "Act East policy", we are perfect to work as a pair to jointly develop business opportunities rising from AI, automation, digitalization, IoT, EV, etc., and cope with the challenges together in the rapidly changing century.

May the Publication of the "Annual-Magazine-Global-Perspective 2017-18" bring continued success and prosperity to AECCI and helps take the Taiwan-India partnership to the next level.

Tajikistan is rich in hydel power potential and it enjoys good sunshine around the year



CAPITAL CITY	Dushanbe
EMBASSY CONTACT	<p>Embassy of India, 45 Bukhoro Street, Dushanbe, Tajikistan, Email- com.dushanbe@mea.gov.in</p> <p>The Embassy of the Republic of Tajikistan A-2/6, Vasant Vihar, New Delhi-110057, INDIA Tel-fax: (91) 11-2615 4282, (91) 11-46012099 E-mail: tajembnewdelhi@mfa.tj Web-site: www.tajikembassy.in</p>
MAXIMUM TRADED EXPORT AND IMPORT ITEM AT GLOBAL LEVEL	Aluminium
MAXIMUM TRADED EXPORT AND IMPORT ITEM WITH INDIA	<p>Export item - Aluminium Import item - Pharmaceutical products</p>
TRADE AGREEMENTS SIGNED WITH INDIA	<ul style="list-style-type: none"> • Double Taxation Avoidance Agreement (2008), • Agreement on long-term cooperation in trade and economic cooperation in the field of industry (2001). <p>Bilateral Investment Treaty (initiated during 2016)</p>
OTHER TRADE OPPORTUNITIES AVAILABLE IN TAJIKISTAN	Tajik economy is small with estimated GDP USD 6.9 billion in 2016 and population estimated 8.4 million. It is doubly landlocked country. Per capita income is the lowest among the CIS countries. Industrial and technological bases are poor. Population is mostly dependent on limited agriculture and remittance from Russia where about 1 million Tajiks live as migrant labours.
OTHER RELEVANT INFORMATION	It is evident that connectivity, poor banking and financial linkages, difficult tax and legal framework, as well as limitations of small and underdeveloped economy hamper trade and investment relations with India. Having said that, both China and Russia export over USD 1 billion each to Tajikistan and there are other countries such as Kazakhstan, Turkey, Iran which enjoy substantial export figures to Tajikistan. Therefore, it will wrong to dismiss Tajik market for the future. In terms of services, mutual tourism including medical tourism has a considerable potential provided appropriate investments are made. Education, IT enabled training are other potential areas. Indian tea, pharmaceutical and other medical products, apparel and accessories, wellness products, bovine meat, agriculture machinery, motor parts, handicraft etc. have good market potential. Tajikistan is rich in hydel power potential and it enjoys good sunshine around the year. These are potential area of cooperation.

(REFERENCE: MR. Midhun.T.R,
Second Secretary (HoC & Com)
Embassy of India, Dushanbe, Tajikistan
Tel- +992-37-2210519)

Ultra-modern Eastern Economic Corridor (EEC) initiative offers opportunities in next generation automotive, aviation, smart electronics, robotics, health care, biotech, bio fuel etc.



CAPITAL CITY	Bangkok
MAJOR PORTS	<ul style="list-style-type: none"> • Bangkok Modern Terminal (THBKK) • Laem Chabang (THLCH) • Map Ta Phut (THMAT) • Sattahip Commercial Port (THSAT)
EMBASSY CONTACT	<p>Royal Thai Embassy D-1/3 Vasant Vihar, New Delhi 110057 Phone: +91 11 4977 4100 Fax: +91 11 4977 4199 http://newdelhi.thaiembassy.org/en/</p> <p>Embassy of India, Ocean Tower 2, 75/120-121, 42nd Floor, Soi Sukhumvit 19, Bangkok-10110 Tel : 02-2580300-6 Fax : 02-2584627 / 2621740 Web: http://www.indianembassy.in.th/index.php</p>
MAXIMUM TRADED EXPORT AND IMPORT ITEM WITH INDIA	<p>Major products exported to India Chemicals; plastics and articles thereof; gems and jewelry; A/C and A/C parts; internal combustion engine with piston; auto and auto parts; iron, steel and products thereof; rubbers; electrical machinery and parts; computers and computer parts.</p> <p>Major products imported from India Chemicals; boats and floating constructions; auto parts; electrical machinery and parts; precious, semi-precious stones, silver and gold; plants and products of plants; ore, remnant of iron and products thereof; iron, steel and products thereof; medicinal & pharmaceutical products; thread and fiber.</p>
BILATERAL TRADE OR TRADE AGREEMENTS BETWEEN THAILAND AND INDIA	<p>Bilateral trade has grown significantly and has multiplied more than four times between 2004 to 2014 or from 2.05 to 8.65 billion USD. The Trade figure in 2014 includes Thai exports worth 5.62 billion USD and Thai imports worth 3.04 billion USD. India ranks 10th as export destination for Thailand and overall 16th trading partner of Thailand.</p> <p>A major factor lies in the implementation of Early Harvest Scheme (EHS) under the Framework Agreement for Establishing Free Trade Area between Thailand and India which was signed in October 2003. The operation of EHS containing 82 products commenced on 1 September 2004. The second protocol to amend the Framework Agreement was signed during the visit of Thai Prime Minister to India in January 2012 to include the 83th product to the EHS. At present, Thailand and India are in a process of negotiating a comprehensive FTA, covering trade in goods, investment, services and economic cooperation, which would further boost and strengthen the bilateral economic ties.</p>

(Source: <http://newdelhi.thaiembassy.org/en/thailand-india-relations/economical-cooperation-en/>)

**Looking to the future,
both India and Thailand
continue to pursue
sustainable and inclusive
economic growth for the
benefit of their peoples
on the basis of 'New
India' and 'Thailand 4.0'**



H.E. Chutintorn Gonsakdi

Ambassador Extraordinary and Plenipotentiary
Of the Kingdom of Thailand to the Republic of India.

Dear Friends,

I am delighted to learn that the Asian Exporters' Chamber of Commerce and Industry (AECCI) is publishing its Annual-Magazine, "Global perspective 2017-18" in March 2018.

As we all know, India-Thailand relations is not a recent phenomenon. In fact we share civilizational links dating back more than two millennia. Today, our healthy bilateral- diplomatic relations, celebrating its 70th anniversary in 2017, reflects our complementary strategies of India's 'Act East' and Thailand's 'Look west' policies. Both strategies strongly contribute to the consolidation and deepening of ties and cooperation, in particular economic linkages. Looking to the future, both India and Thailand continue to pursue sustainable and inclusive economic growth for the benefit of their peoples on the basis of 'New India' and 'Thailand 4.0'.

The ASEAN-India FTA in Goods and Early harvest scheme (EHS) has been embraced by all parties concerned and hard work on the regional Comprehensive Economic Partnership (RCEP) continues. Coinciding with their mutual rise, India and ASEAN have enjoyed significant increase in trade and economic activities in recent years. With a 1.3 billion population, India will become a more and more lucrative market, offering opportunities for exporters of goods and services, as well as investors. India's potential for sustained high growth and the Government of India's increasingly liberal policies as well as improved Ease of Doing business, have attracted more and more FDI to the Indian market.

Thailand is India's fourth largest trading partner in ASEAN, with two way trade in 2016 totaling USD 7.72 billion, One symbolic way we are working to link the India-ASEAN markets is through India's North Eastern Region and the CLMVT countries (Cambodia, Myanmar, Laos, Viet nam and Thailand). Moreover, Thailand's initiative, in the ultra modern Eastern Economic Corridor (EEC) initiative, right in the heart of ASEAN, offers opportunities in next generation automotive, aviation, smart electronics, robotics, digital economy, health care, biotech, bio fuel and bio chemicals.

However we can always do much more for India, Thailand and ASEAN trade and investment to attain its fullest potential. We must redouble and synergize our efforts at integrating the India and ASEAN economic space, so that together, ASEAN and India can be important players in the Indo-Pacific geopolitical and economic space.

On behalf of the Royal Thai Embassy, New Delhi, I extend my warmest wishes to the Chairman and all the members of AECCI in their future endeavours.

Construction and Tourism sectors are among the top revenue earning sectors in Turkey



CAPITAL CITY	Ankara
MAJOR PORTS	<ul style="list-style-type: none"> • Mersin Port • Bandırma Port • Ambarlı Port • Samsun Port • Tekirda Port • Ta ucu Port • Sarayburnu Port • Iskenderun Port • Zonguldak Port <p>(All government operated port listing can be reached through Turkey Maritime Organization's Web: http://www.tdi.gov.tr/tdi-a-s-tarafindan-isletilen-limanlar/)</p> <p>Listing of ports that are operated privately can be reached via Port Operators Association of Turkey : http://www.turklim.org/en/uye-limanlar/)</p>
EMBASSY CONTACT	<p>Mr. Alok Verma Second Secretary (Com.) & HOC Embassy of India Ankara (Turkey) Tel: 00-90-312-4385371 Fax: 00-90-312-4403429 Mobile: 00-90-5303142205 E-Mail: fspi@indembassy.org.tr</p> <p>EMBASSY OF TURKEY New Delhi E-mail: embassy.newdelhi@mfa.gov.tr Web: http://newdelhi.emb.mfa.gov.tr</p>
MAXIMUM TRADED EXPORT AND IMPORT ITEM AT GLOBAL LEVEL For the Period January 2017 to September 2017	<p>Maximum traded export item at Global Level: Gold, incl. gold plated with platinum, unwrought, for non-monetary purposes (excl. gold in powder form).</p> <p>Maximum traded import item at Global Level: Gold, incl. gold plated with platinum, unwrought, for non-monetary purposes (excl. gold in powder form)</p>

MAXIMUM TRADED EXPORT AND IMPORT ITEM WITH INDIA For the Period January 2017 to September 2017	Maximum traded export item with India: Marble and travertine, merely cut, by sawing or otherwise, into blocks or slabs of a square or rectangular shape
	Maximum traded import item with India: Medium oils and preparations, of petroleum or bituminous minerals, n.e.s.

TRADE AGREEMENTS SIGNED WITH INDIA

Sr No	Agreement Name	Entry into Force Date
1	Economic and Technical Cooperation	13.07.1978
2	Prevention of Double Taxation	31.03.1995
3	Memorandum of Understanding between Reserve Bank of India and Banking Regulation and Supervision Agency Program	21.12.2016


In addition to the above-mentioned agreements, various MOUs and cooperation agreements have been signed between different authorities in India and Turkey.

OTHER TRADE OPPORTUNITIES AVAILABLE IN YOUR COUNTRY	<p>Gold, Automobiles, Electronics, Textiles, Agriculture and Farming equipment are the top items Turkey imports globally whereas Automobiles, petrochemical products are the top items Turkey exports on global level. These are the areas where trade opportunities could be explored. Turkish economy has also recorded growth rate of 11.1 percent in the 3rd quarter of current financial year.</p> <p>Construction and Tourism sectors are among the top revenue earning sectors in Turkey, Indian companies may collaborate with Turkish companies in the said sectors for fruitful business relationships.</p>
--	---

CONTACT OF MINISTRY OR PREMIER ORGANIZATION SUPPORTING THE INT'L TRADE	<p>The Ministry of Economy of The Republic of Turkey Söğütözü Mah. 2176. Sk. No:63 06530 Çankaya/Ankara Telephone: +90 (312) 204 75 00 Website: www.ekonomi.gov.tr</p> <p>Turkish Exporters Assembly(TiM) Dış Ticaret Kompleksi Çobançeşme Mevkii, Sanayi Cd. B Blok Kat:9 (34196) Yenibosna-İstanbul Telephone: +90 (212) 454 04 90 Website: www.tim.org.tr/en E-Mail: tim@tim.org.tr</p> <p>Foreign Economic Relations Board(DEİK) Dış Ekonomik İlişkiler Kurulu (DEİK) River Plaza, Büyükdere Caddesi Bahar Sokak No: 13/9-10 34394 Levent/İSTANBUL Telephone: +90 (212) 339 50 00 (pbx) Website: www.deik.org.tr E-Mail: info@deik.org.tr</p>
---	--

(REFERENCE: MR. ALOK VERMA
SECOND SECRETARY (COM.) & HOC
EMBASSY OF INDIA -ANKARA (TURKEY)

Very rich and powerful in the energy sphere



CAPITAL CITY	Ashgabat
MAJOR PORTS	Turkmenbashy
EMBASSY CONTACT	<p>Embassy of India, International Business Centre, Y. Emre Street 1, Mir 2/1, P.O.Box No.80, Ashgabat [Turkmenistan] Tel: 00-993-12-456152 and 456153, Fax: 456156 E-mail: amb.ashgabat@mea.gov.in, hoc.ashgabat@mea.gov.in Website: www.eoi.gov.in/ashgabat</p> <p>Embassy of Turkmenistan, C-11, West End, New-Delhi, 110021, India Tel: +911124116527 Fax: +911124116526 E-Mail: tmemb.ind2@gmail.com Web: https://india.tmembrassy.gov.tm/en</p>
MAXIMUM TRADED EXPORT AND IMPORT ITEM AT GLOBAL LEVEL	<p>Exported Items: Natural Gas, Petroleum products, Cotton, textile products, Fertilizers, Iodine, Bromine, Potassium fertilizer etc.</p> <p>Imported Items: Pharmaceutical products, Food Beverages, meat, Construction materials, Steel, electronics, automobile spare parts, Granites Marble etc.</p>

MAXIMUM TRADED EXPORT AND IMPORT ITEM WITH INDIA

Major products exported to India			
S. No.	Major Goods	2016-17 (US\$ Millions)	2017-18 (Apr-Jul)
1	Cotton	16.24	2.04
2	Salt, Sulphur, Earths and stones, Plastering materials, Lime and Cement	0.44	0.08
3	Inorganic Chemicals; Organic or Inorganic compounds of precious metals of rare earth metals	3.42	0.72
	Total of all goods	21.32	3.01
	% share in India's total import	0.0055%	0.0021%

Major products imported from India			
S. No.	Major Goods	2016-17 (US\$ Millions)	2017-18 (Apr-Jul)
1	Meat and Edible Meat Offal	15.71	6.04
2	Pharmaceutical Products	19.62	5.68
3	Nuclear Reactors, Boiler, Machinery and Mechanical Appliances; parts thereof	12.15	2.26
4	Electrical Machinery and equipment	2.30	0.93
	Total of all goods	57.75	16.93
	% share in India's total export	0.0209%	0.0181%

BILATERAL TRADE OR TRADE AGREEMENTS WITH INDIA

Bilateral Trade [2017-18 (Apr-Jul)]					
	Export to India US\$ millions	Import from India US\$ millions	Total Trade US \$ millions	Growth% of export	Growth % of import
Country's trade with India	3.01	16.93	19.94	-	-

Bilateral Trade [2016-17]					
	Export to India US\$ millions	Import from India US\$ millions	Total Trade US \$ millions	Growth% of export	Growth % of import
Country's trade with India	21.32	57.75	79.07	-54.61%	-15.73%

CONTACT OF MINISTRY OR PREMIER ORGANIZATION SUPPORTING THE INT'L TRADE

Ministry of Trade and Foreign Economic Relations

Archabilave52, Ashgabat, Turkmenistan.
Website: www.mintradefer.gov.tm
Tel: (+99312) 44-64-21; 44-64-14; 44-64-44;
Head of International department BatyrSopyyew
wes.analiz@gmail.com
(+99312) 44-63-31/27/39/30
Contact person for distributors: Bagtyyar Kandymov
e-mail: baki.kandymov@gmail.com

State Commodity and Raw Material Exchange

Website: www.exchange.gov.tm
Chief of Administration Department : (+99312) 44-61-20
Department of organization of the exchange trade : (+99312) 44-61-80
Broker: (+99312) 44-61-84
Email: info@exchange.gov.tm, brokers@exchange.gov.tm

Union of Industrialists and Entrepreneurs

A.Niyazovave, 174, Ashgabat, Turkmenistan, 744013
Tel: (+99312) 21-23-04; 21-24-03; 21-23-98; 21-23-46;
Website: tstb.gov.tm | Email: info@tstb.gov.tm
Head of International department
(+99312) 21-23-82, (+99312) 21-24-05
Email: takhir.tstb@gmail.com

Chamber of Commerce and Industry

Website: <http://www.cci.gov.tm>
Reception: (+99312) 398 981
e-mail: info@cci.gov.tm | Fax: (+99312) 398 979
Exhibitions Department: (+99312) 398 838,
e-mail: atanepes.exhibition@gmail.com, e-mail: govher.exhibition@gmail.com
Fax: (+99312) 398 871 | Division and conference: (+99312) 398 892
e-mail: conference@cci.gov.tm, Fax: (+99312) 398 969

(REFERENCE: H.E. Dr. T.V. Nagendra Prasad)
Ambassador
Embassy of India, Ashgabat [Turkmenistan]

A bright future for cross-border investments



CAPITAL CITY	Abu Dhabi
MAJOR PORTS	<p>The major ports in the UAE are:</p> <ul style="list-style-type: none"> • Mina Zayed, Abu Dhabi • Jebel Ali, Dubai • Mina Rashid, Dubai • Mina Khalid, Sharjah • Khor Fakkan, Sharjah <p>The major airports in the UAE are:</p> <ul style="list-style-type: none"> • Abu Dhabi International Airport • Dubai International Airport • Fujairah International Airport • Ras Al Khaimah International Airport • Sharjah International Airport
EMBASSY CONTACT	<p>Embassy of India, Abu Dhabi, UAE 00-971-2-4492700/ 00-971-2-4444685 com.abudhabi@mea.gov.in www.indembassyuae.org</p> <p>Embassy of the United Arab Emirates 12, Chandragupta Marg, Chanakyapuri, New Delhi - 110 021 (INDIA) Phone: +91-11-26111111 Fax: +91-11-26873272 E-mail: NewDelhiEMB@mofaic.gov.ae Web: http://uaeembassy-newdelhi.com/</p>

MAXIMUM TRADED EXPORT AND IMPORT ITEM AT GLOBAL LEVEL

The UAE's top ten non-oil export items for the year 2016

S. No.	Items	Value (US\$ Million)
1	Pearls, Precious Metals, Stones & Articles Thereof	20,988.51
2	Aluminium and Articles Thereof	4,998.00
3	Plastics and Articles	4,943.74
4	Copper and Articles Thereof	1,210.54
5	Products of the Printing Industry; Manuscripts Salt;	1,126.69
6	Iron or Steel	1,117.51
7	Salt; Plastering Materials, Lime and Cement	1,011.88
8	Mineral Fuels, Oils, Waxes and Bituminous Substances	880.16
9	Articles of Iron or Steel	847.85
10	Electrical Machinery, Sound Recorders and Parts	585.20

The UAE's top ten import items for the year 2016

S. No.	Items	Value (US\$ Million)
1	Pearls, Precious Metals, Stones & Articles Thereof	53,035.67
2	Nuclear Reactors, Boilers, Machinery & Parts Thereof	20,678.60
3	Electrical Machinery, Sound Recorders and Parts	18,781.26
4	Vehicles Other Than Railway or Tramway; Parts	16,268.37
5	Aircraft, Spacecraft, and Parts Thereof	12,434.68
6	Articles of Iron or Steel	4,175.38
7	Plastics and Articles Thereof	3,526.92
8	Mineral fuels, Oils, Waxes and Bituminous substances	3,057.22
9	Iron and Steel	3,039.04
10	Pharmaceutical products	2,596.91

MAXIMUM TRADED EXPORT AND IMPORT ITEM WITH INDIA

The UAE's top ten non-oil export items to India for the year 2016

S. No.	Items	Value (US\$ Million)
1	Pearls, Precious Metals, Stones and articles thereof	2,341.26
2	Plastics and articles thereof	779.19
3	Copper and articles thereof	410.72
4	Aluminium and articles thereof	241.18
5	Iron and Steel	184.78
6	Salt; Plastering Materials, Lime and Cement	151.45
7	Products of the Printing, manuscripts	102.08
8	Pulp of Wood; Waste and Scrap of Paper	51.33
9	Articles of Iron or Steel	43.63
10	Electrical Machinery, Sound Recorders and Parts	35.06

The UAE's top ten import items for the year 2016

S. No.	Items	Value (US\$ Million)
1	Pearls, Precious Metals, Stones & Articles Thereof	12,018.76
2	Cereals	671.29
3	Electrical Machinery, Sound Recorders and Parts	448.39
4	Nuclear Reactors, Boilers, Machinery & Parts Thereof	431.95
5	Articles of Iron or Steel	414.46
6	Knitted or Crocheted Articles of Apparel	339.41
7	Vehicles Other Than Railway or Tramway; Parts	320.08
8	Edible Fruits, Nuts, Peel of Citrus Fruit & Melons	316.43
9	Iron and Steel	296.00
10	Articles of Apparel, Not Knitted or Crocheted	288.37



**CONTACT OF
MINISTRY
OR PREMIER
ORGANIZATION
SUPPORTING THE
INT'L TRADE**

H.E. Mr. Mohammed Hilal Al Muhairi
Director General
Abu Dhabi Chamber of Commerce & Industry
P.O. Box No. 662. Abu Dhabi, U.A.E
Tel. no. 009712 6214000/ 6177200
Fax no. 009712 6215867 / 6214465
E-mail : malmuhairi@adcci.gov.ae; dgoffice@adcci.gov.ae; trade@adcci.gov.ae
Website : www.abudhabichamber.ae

H.E. Mr. Hamed M. Buamim
Director General
Dubai Chamber of Commerce & Industry
P.O. Box No. 1457, Dubai, U.A.E
Tel. no. 009714 2221181/ 2280000
Fax no. 009714 2211646 / 2028888
E-mail : customercare@dubaichamber.com; amna.alnasser@dubaichamber.com
Website : www.dubaichamber.com

H.E. Mr. Khalide Bin Butti Al Hajeri
Director General
Sharjah Chamber of Commerce & Industry
P.O. Box No. 580, Sharjah, U.A.E
Tel. no. 009716 5541444
Fax no. 009716 5541119
E-mail : gmoffice@sharjah.gov.ae;
shaista@sharjah.gov.ae; francis@sharjah.gov.ae
Website : www.sharjah.gov.ae

H.E. Mr. Hameed Mohammed Bin Salim
Secretary General
**Federation of UAE Chamber of Commerce,
Industry & Agriculture**
P.O. Box : 3014, Abu Dhabi, U.A.E
Tel No. 009712 6214144, Fax No. 009712 6339210
E-mail : info@fcciuae.ae, Website : www.fcciuae.ae

Mr. Sudhir Kumar Shetty
President
Indian Business & Professional Group
P.O. Box No. 33055 , Abu Dhabi (U.A.E.)
Tel.: +971 2 610 5577 , Fax: +971 2 632 1767
Email : info@ibpgauh.org; president@ibpgauh.org

<p>OTHER TRADE OPPORTUNITIES AVAILABLE IN United Arab Emirates</p>	<p>India's major export items to the UAE are: Petroleum Products, Precious Metals, Stones, Gems & Jewellery, Minerals, Food Items (Cereals, Sugar, Fruits & Vegetables, Tea, Meat, and Seafood), Textiles (Garments, Apparel, Synthetic fibre, Cotton, Yarn) and Engineering & Machinery Products and Chemicals. India's major import items from the UAE are: Petroleum and Petroleum Products, Precious Metals, Stones, Gems & Jewellery, Minerals, Chemicals, Wood & Wood Products.</p> <p>The trades between both the countries are not well diversified, major portion of India's export to UAE is based on just a few commodities, precious and semi precious stones, jewellerys, readymade garments, cereals are the major export commodities to UAE. We can get good market for other Indian products in UAE which today other countries are supplying to UAE. The products like food, cosmetics, pharmaceutical, medical equipment's, Engineering, electrical, Ayush, education, medical tourism in India, IT, etc are expecting more opportunities in UAE</p>
<p>OTHER RELEVANT INFORMATION</p>	<p>Growing India-UAE economic and commercial relations contribute to the stability and strength of a rapidly diversifying and deepening bilateral relationship between the two countries. Both sides are striving to further strengthen these ties for mutual benefits. India-UAE trade, valued at US\$ 180 million per annum in the 1970s, is today around US\$53 billion making UAE, India's third largest trading partner for the year 2016-17 after China and US. Moreover, UAE is the second largest export destination of India (after US) with an amount of over US\$ 31 billion for the year 2016-17. For UAE, India is the largest trading partner for the year 2016 with an amount of over US\$ 30 billion (non-oil trade).</p>

(REFERENCE: Mr. Dinesh Kumar
First Secretary (CA, E&C)
Embassy of India, Abu Dhabi)

With Best Compliments



Proud to be a
member of AECCI



ASIAN FOOD INDUSTRIES

N. H. No. 8, Opp. Escort Tractors, At. P.O. DABHAN,
Ta. Nadiad, Dist.: Kheda - 387320 Gujarat (India)

Phone : 0268 - 2581241, 2581242

Fax : 2581243

Email : rajeshlokواني1986@gmail.com

Website: www.asianfoodindustries.com

Trade and economic ties between India and Uzbekistan are on positive track



CAPITAL CITY	Tashkent
MAJOR PORTS	No ports, coastline 0 km (doubly landlocked)
EMBASSY CONTACT	<p>Embassy of India, Tashkent 16 Kara-Bulak str. (Vakhshskaya) Street, Mi rzo Ulugbek District, Tashkent - 700 052 (Uzbekistan) Phones: (998-71) 140 09 83, 140 09 97, 140 09 98 Fax: (998-71) 140 09 87, 140 09 99 E mail: com.tashkent@mea.gov.in</p> <p>Embassy of Uzbekistan EP-40, Dr. S. Radhakrishnan Marg, Chanakyapuri, New Delhi - 110 021 Phone : +91-11-24670774 / 24670775/ 24105640 Fax : +91-11-24670773 E-mail : info.uzbekembassy@gmail.com Web: http://www.uzbekembassy.in/</p>
MAXIMUM TRADED EXPORT AND IMPORT ITEM AT GLOBAL LEVEL	<p>Exports:</p> <ul style="list-style-type: none"> • Energy products • Cotton • Gold • Mineral fertilizers • Ferrous and nonferrous metals • Textiles • Foodstuffs, • Machinery • Ethylene polymer • Automobiles • Fresh and dry fruits. <p>Imports:</p> <ul style="list-style-type: none"> • Machinery and equipment, • Medicaments, • Aircrafts & passenger transport • Parts & accessories for tractors & motor vehicles • Foodstuffs • Chemicals • Ferrous and nonferrous metals • Wheat flour, • Sunflower/safflower oil.



MAXIMUM TRADED EXPORT AND IMPORT ITEM WITH INDIA

Items exported to India:

- Fruit and vegetable products,
- Dry leguminous
- Vegetables
- Service
- Fertilizers
- Juice products
- Lac
- Resins, extracts and lubricants

Items imported from India:

- Pharmaceutical products
- Mechanical equipment
- Vehicle parts
- Service
- Optical instruments and equipment.

TRADE AGREEMENTS SIGNED WITH INDIA

- MoU was signed between India and Uzbekistan on cooperation in Textile Sector in 2011.
- MoU signed with Uzbek Side in 2004 for the establishment of JNUCIT and was inaugurated in 2006.
- Agreement of Reciprocal Protection and Promotion of Investments signed in 1999.
- MoU between the Uzbek State Committee on Geology and Mineral Resources and Ministry of Mining was signed in 2006.
- An Agreement between the two sides for Cooperation in the Sphere of Support in Small and Medium Enterprises signed in 2005.

CONTACT OF MINISTRY OR PREMIER ORGANIZATION SUPPORTING THE INT'L TRADE

Chamber of Commerce & Industry of Uzbekistan,
700047, 6, Bukhoro Street, Tashkent, Uzbekistan
Tel: 998-71-2320901, 2320907
Fax: 998-71-2320903
E-mail: info@chamber.uz
Web site: www.chamber.uz

Ministry of Foreign Economic Relations, Investments and Trade of the Republic of Uzbekistan
700029, 1, T. Shevchenko Street, Tashkent, Uzbekistan
Tel: 998-71-2385000/77/2525361/2525644
Fax: 998-71-2391751/52/2687477
E-mail: secretary@mfer.uz
Web site: www.mfer.uz

Reference : Commercial Section
Embassy of India, Tashkent

Vietnam is “very open” to foreign investments



CAPITAL CITY	Hanoi
MAJOR PORTS	<ul style="list-style-type: none"> • Hai Phong Port, • Ho Chi Minh Port
EMBASSY CONTACT	<p>Commercial Representative Embassy of India, Hanoi Mr. Rajiv Bodwade First Secretary (Eco & Com) & Commercial Representative of the Mission Tel No. +84-4-39342522 Email ID: hoc.hanoi@mea.gov.in</p> <p>Embassy of Vietnam Chanakyapuri, New Delhi-India</p>
MAXIMUM TRADED EXPORT AND IMPORT ITEM AT GLOBAL LEVEL	<p>Major export commodities:</p> <ul style="list-style-type: none"> • Mobile phones and accessories • Garment and textiles • Computer hardware and spares • Footwear • Machinery and equipment • Seafood • Wood and wooden products • Means of transport • Fibre of all kinds • Cashew nuts <p>Major import commodities</p> <ul style="list-style-type: none"> • Computer hardware, electronics • Machinery & equipments • Mobile phones & accessories • Fabrics of all kinds • Steel of all kinds • Plastic materials • Petroleum Products • Textile & leather accessories • Ordinary metals • Cattle feed ingredient
MAXIMUM TRADED EXPORT AND IMPORT ITEM WITH INDIA	<p>Major export commodities:</p> <ul style="list-style-type: none"> • Mobile phones & accessories • Computers and electronics hardware • Ordinary metals & products • Machinery and equipments • Chemicals • Steel of all kinds • Fibres of all kinds • Coffee • Means of transport • Pepper <p>Major import commodities</p> <ul style="list-style-type: none"> • Steels of all kinds • Machinery and equipments • Seafoods • Cottons of all kinds • Pharmaceuticals • Cattle feed ingredient • Chemicals • Jewellery and precious stones • Textiles and leather accessories



**TRADE AGREEMENTS
SIGNED WITH INDIA**

- Protocol Amending the Agreement for the Avoidance of Double Taxation and Prevention of Fiscal Evasion with respect to taxes on income, 2016
- MOU on Mutual Recognition of Standard (2016)
- MOU on Healthcare Cooperation (2016)
- MOU between EESL and EVN (2016)
- MoU between M/o Agriculture, India and M/o Agriculture and Rural Development, Vietnam for cooperation in the field of Animal Health (2014)
- MOU in the field of Micro, Small and Medium Enterprises between the Ministry of Planning and Investment on (2013)
- MOU between Reserve Bank of India & State Bank of Vietnam on Banking Supervision (2012)
- Arrangement on Plant Quarantine (2012)
- BIPPA (1997)
- Agreement on Cooperation in Science & Technology signed in 1976 and renewed subsequently
- Cultural Agreement signed in 1976 and renewed subsequently
- Consular Agreement (1994)

**CONTACT OF
MINISTRY
OR PREMIER
ORGANIZATION
SUPPORTING THE
INT'L TRADE**

Vietnam E-Commerce Portal (ECVN),
Vietnam Trade Promotion Agency,
Ministry of Industry and Trade
25 Ngo Quyen Str., Hoan Kiem Dist., Hanoi, Vietnam,
Tel: 84-24-22205351; Fax: 84-24-22205513, Email: ecvn@ecvn.com,
support@ecvn.com;
web: www.ecvn.com; <http://en.vietnamexport.com/index.php/business-directory.html>
Contact: Mr. Tran Huu Linh, Director,
Vietnam Chamber of Commerce and Industry,
No. 9 Dao Duy Anh Str., Hanoi,
Tel: 84-4-35742162, Fax: 84-4-35742030,
Email: ngoctb@vcci.com.vn; web: www.vcci.com.vn
Ms. Truong Bich Ngoc, Manager, Int'l Cooperation Dept,
Indian Chamber of Commerce,
7th Floor, ATS Building, 252 Hoang Quoc Viet Street, Bac Tu Liem District,
Hanoi, Vietnam,
Tel: (84-4) 377 24248, Fax: (84-4) 377 24248,
Email: inchamhanoi@gmail.com; info@inchamhanoi.vn,
Web: www.inchamhanoi.vn
Contact: Mr. Neeraj Malik, Chairman,

(REFERENCE: MR. RAJIV BODWADE
FIRST SECRETARY (ECO & COM) AND HEAD OF CHANCERY
EMBASSY OF INDIA, HANOI)

Presence of oil, gas and mineral deposits, the amount of development aid flowing into the country mean that commercial opportunities exist



CAPITAL CITY	Sana'a
MAJOR PORTS	<ul style="list-style-type: none"> • Aden • Hodeidah
EMBASSY CONTACT	<p>Embassy of India Post Box No. 1154, Sana'a, Republic of Yemen B.P. Lot Salines ouest theatre, lot G 32-B-1-14, Djibouti, Tel : 00-253-21350632 Website: www.eoisanaa.org</p> <p>Yemeni Embassy in New Delhi, India F 4/5 Vasant Vihar, New Delhi 110 057, India Phone: (+91) 11 4270-5723 / 4 Fax: (+91) 11 4270 5725 Email: info@yemeninindia.com; sec@yemeninindia.com Web: yemeninindia.com</p>
MAXIMUM TRADED EXPORT AND IMPORT ITEM WITH INDIA	<p>Major items of exports to India:</p> <ul style="list-style-type: none"> • Crude oil • Mineral fuels and oils • Metal scrap • Hides and skins and • Limestone <p>Major items of imports from India:</p> <ul style="list-style-type: none"> • Tea • Rice • Wheat • Cereals • Spices • Tobacco • Meat and meat preparations, • Pharmaceuticals • Hand tools • Chemicals, etc.
BILATERAL AGREEMENTS SIGNED WITH INDIA	<ul style="list-style-type: none"> • Both the countries have instituted official bilateral mechanisms like the • Joint Committee for Economic & Technical Cooperation (1993), • Foreign Office Consultations (1993), • Bilateral Air Services Agreement (1995, 1999), • MoU on Cooperation in the field of Agriculture and Allied Sector (1996), • Cultural Agreement (1999), • Bilateral Investment Promotion Agreement (2002), • Agreement on Cooperation in the field of Health and Medicine (2002), • Protocol of Bilateral Cooperation in the field of Oil and Gas Industry (2007), • Educational Exchange Programme (2012) and • MoU on Cooperation between the Foreign Service Institute (FSI) of India and the Diplomatic Institute of Yemen (2012).

(Source: <http://eoisanaa.org/bilateral-relations/>)

Borderless Banking – Way ahead for Indian PSU Banks



Indian PSU banks will have to operate in countries with varying level of regulations and thus different type of customer expectations

The last few decades have seen a transformation in the way human being live and interact with each other. With emanation of various factors like information technology, and internet communication, borders are playing a far diminishing role now as compared to the rather restrained earlier decades, and a new borderless economic, political, and social world order is taking shape; where the trend implies the dominance of economic factors over other now-less consequential factors like political, social and cultural.



In such an evolved set-up it has become imperative for business to go global especially the service industry which generally witnesses least movement barriers. Leveraging this changing world economic order, various service organizations especially in the financial sector have truly embarked upon a journey to expand across the globe and exploit growth opportunities. India has also seen many global financial service giants such as banks set up their bases here and offering a contemporary range of products. In this context it is pertinent to stipulate the initiatives Indian Bank's particularly Public Sector Banks, since they account for majority share of banking business in the country, need to adopt to not just face the increased competition but make most of the global opportunities.

In this article, I would focus on three broad areas i.e. the human capabilities, technology adoption and cultural sensitivity, which should be focal to the way ahead for the Indian PSU Banks to expand globally.

First and foremost, it is imperative that the banks create or acquire human talent which not only has the competencies to envision the afore-said expansion but also to plan for it and execute seamlessly. If competencies of the workforce of Indian PSU banks is to be assessed, than it is visible that they are appropriate to serve the growth in domestic market but are insufficient for international markets. It would require a complete overhauling of both the talent acquisition and the talent management processes at the banks to create a talent pool which has contemporary skills, knowledge and sensitivity for the magnanimous task ahead.

Let progress to the second factor which is the ability of the banks to acknowledge the need for and adopt the technological transformation required to bring themselves in alignment with their global peers. There is no doubt that most of these banks have attained complete centralized banking solutions, but they cannot rest on the past achievements and must gear up for the future. The banks must apprise themselves of the newer technologies in the financial services industry and quickly initiate the process to adopt them. The business are already gearing up for futuristic technologies making use of Artificial Intelligence (AI), Internet of Things, Machine Learning amongst others to better understand their customers, create analytics driven prod-

ucts & services and offer customized solutions. In fact, Banking is one industry which generates humongous amounts of data, which it must leverage, keeping securities issues in mind, and makes most of the continuously changing consumer mind-sets. If Indian PSU Banks are able to make themselves flexible in adoption of contemporary technology and integrate them with their Enterprise Resource Systems, then of half the difficulties of going international would be taken care of.

Last but not the least is the importance of developing cultural sensitivity for the foreign markets the Banks intend to enter and operate. By this I mean the capability to understand the



differences in the way customers consume banking services in different countries and modelling internal processes to serve such variations. This is specifically a challenge for Indian PSU banks because they are accustomed to operate in a highly regulated Industry, where even the customers understand the restrictions and hence expect services within this context. However, going global Indian PSU banks will have to operate in countries with varying level of regulations and thus different type of customer expectations. This can be served if the Banks are able to recruit talent in the host countries and develop local solutions instead of taking products & services from home country.

By way of conclusion, based on the points discussed above, I see a lot of growth potential for Indian Banks to enter foreign markets. If they are able to plan well, and take an integrated approach to going global markets, then less can prevent them from being successful in the decades to come.



Pankaj Anand
Assistant General Manager,
Oriental Bank of Commerce

International Dispute Management

LAW

GUIDELINE

REGULATION

PROCEDURE

STANDARDS

COMPLIANCE

No country is absolutely independent in respect of her needs. Because of increasing international trade and commerce between the countries and the rising trend of international disputes, the need was felt that there must be some mechanism for fast and cost saving method of adjudication of the disputes.

Disputes between the parties are inherent everywhere from the ancient times. Efforts have been taken on the two fronts viz. a) to avoid the disputes as far as possible and b) to settle the dispute either through Court of law or amicably. It is seen that if the disputes reach to the Court of Law, it takes long time for its adjudication. Further the aggrieved party may like to prefer an appeal in the Higher Court of Law, which would take further time to resolve the same. If the Courts are flooded with the disputes between the parties, it affects the national economy ultimately.

After opening of the economies by most of countries including India, the volume of international trade and commerce has been increasing day by day. Every country is acting as Exporter or Importer or in the both the capacities. After all no country is absolutely independent in respect of her needs. Because of increasing international trade and commerce between the countries and the rising trend of international disputes, the

need was felt that there must be some mechanism for fast and cost saving method of settlement/or adjudication of the disputes, particularly trade and commerce disputes. In view of these circumstances, a piece of legislation by the name "The Arbitration and Conciliation Act was passed by the Indian Parliament in the year 1996.

What is Arbitration?

Arbitration is widely used to resolve disputes in both the private and public sector. Arbitration is generally considered a more efficient process than litigation because it is quicker, less expensive, and provides greater flexibility of process and procedure.

Arbitration is a procedure in which a dispute is submitted, by agreement of the parties, to one or more arbitrators who make a binding decision on the dispute. In choosing arbitration, the parties opt for a private dispute resolution procedure instead of going to court.

Arbitration is like the court process as parties

still provide testimony and give evidence similar to a trial but it is usually less formal. In mediation, the process is a negotiation with the assistance of a neutral third party. The parties do not reach a resolution unless all sides agree.

Arbitration attorneys gather evidence, prepare statements and make arguments, while arbitrators oversee proceedings and render decisions.

International arbitration is a type of alternative dispute resolution method where the parties to a dispute agree to arbitrate or operate under a contract that specifies that arbitration is the remedy. Disputes are heard outside of the courts, before one or more arbitrators.

Dispute resolution processes fall into two major types: Adjudicative processes, such as litigation or arbitration, in which a judge, jury or arbitrator determines the outcome. Consensual processes, such as collaborative law, mediation, conciliation, or negotiation, in which the parties attempt to reach agreement.

International arbitration is arbitration between companies or individuals in different states, usually by including a provision for future disputes in a contract.

International commercial arbitration

It is an alternative method of resolving disputes arising out of commercial transactions between private parties across national borders that allow the parties to avoid litigation in national courts.

An international or territorial dispute is a disagreement over the rights of two or more states with regard to control of a given piece of land. International disputes find their roots in a number of issues including natural resources, ethnic or religious demography, and even ambiguous treaties.

Commercial arbitration is a means of settling disputes by referring them to a neutral person, an arbitrator, selected by the parties for a decision based on the evidence and arguments presented to the arbitration tribunal.

The Arbitration and Conciliation Act 1996

It is an Act that regulates domestic arbitration in India. It was amended in 2015. The amended law makes a clear distinction between an international commercial arbitration and domestic arbitration with regard to the definition of 'Court'.

The settlement of disputes between parties, such as between consumers and traders can be divided into two major groups: settlement of

disputes before court or out-of-court. ... The two major methods in out-of-court settlement of disputes are mediation and alternative dispute resolution (ADR, arbitration).

The third party, an arbitrator, hears the evidence brought by both sides and makes a decision. Sometimes that decision is binding on the parties. ... Arbitration is often confused with mediation, which is an informal process of bringing in a third party who goes between the disputing parties to help them settle a dispute.

What is the difference between arbitration and conciliation?

The selected arbitrators resolve the dispute and render an arbitration award which is final and binding. For conciliation, a third party shall play the role of a conciliator helping the parties to resolve dispute through negotiation.

Arbitration is a dispute settlement process in which an impartial third party is appointed to study the dispute and hear both the party to arrive at a decision binding on both the parties. Conciliation is a method of resolving dispute, wherein an independent person helps the parties to arrive at negotiated settlement.

In binding arbitration, the arbitrator's decision is final. It may not be reviewed or overturned by a court except in very limited circumstances, such as when fraud or misuse of power has been involved. In nonbinding arbitration, either party may reject the arbitration award and demand a trial instead.

Conclusion

The Courts are not in a position to bear the entire burden of justice system and that a number of disputes lent themselves to resolution by alternative modes such as arbitration, mediation and negotiation. There is the desirability of disputants taking advantage of alternative dispute resolution which provides procedural flexibility, saved valuable time and money and shall avoid the stress of a conventional trial.



BHARAT D DHONGADE

(B.Sc.LLB.MSW.CAIIIB.PGDCL.

LLM)

Advocate & Legal Advisor

Integrated Indian Agricultural Development- for sustainable Growth

Developing good institutional model to support agriculture production and providing policy support, promotional initiatives and facilities to promote value added agro and food product exports

India is an agricultural country as its 60 -70 % of population is dependent on agriculture and agriculture contributes only around 16 % towards GDP of India. The share of agriculture has shown a declining trend in GDP over a period of time. Indian agriculture is mainly depending upon rain fed climatic conditions i.e. around 60 % of land is rain fed and irrigation facility is available for smaller tract of lands i.e. around 40 % of the total cultivated land. This means if there is a sufficient rainfall in the country, good crops are available and in the event the rainfall is not sufficient the crops fail and the draught conditions prevail in the country. In such situation there is a shortage of food both for human beings and fodder for animals.

The other major problem in Indian agriculture is that the average land holding size of the farmers in general is very small i.e. around 1.5 hectares or so. Hence, cannot make the holding economically viable. In such conditions he can't provide quality seeds, fertilizers, agro chemicals and pesticides etc. as per the requirement of the crop. Thus, his per acre yield remains below average and he is not able to apply new technologies to produce good quality crop and better yield. Whereas a farmer with a bigger landholding size can take better yield and can apply scientific agricultural practices in his farms and can harvest quality produce which is economically viable. Such farmers can compete with any of quality produce from other countries. Thus, he is able to produce a quality product at a low cost.





In order to overcome the problem of small land holding size by the Indian farmers, the following models are suggested for better yield and controlling the cost and quality of the produce.

Farmers Co- operative societies / Federations:

These societies / federations are providing financial loans to farmers at easy terms to enable them to buy inputs like seeds, fertilizers and pesticides etc. Such societies also provide help to the farmers in marketing their produce in local Mandis/ markets. Unfortunately, the co - operative concept has failed in delivering the good service to the farmers due to mismanagement of the co - operatives. The general complaint of the farmers is that in these cooperatives the bigger and influential farmers are getting preference and the interest of small farmers is compromised. Generally the co-operatives are dominated by the politicians and the basic purpose of farmer's welfare gets defeated as their interests are other than the welfare of the farmers.

Contract Farming: In this model, the farmers groups are formed by an agency which could be an exporter or another commercial organisation involved in marketing of the produce in local markets, institutional sales or in exports. For quality production, the company provides the farmers quality seeds, fertilizers, pesticides etc. and also technical guidance from time to time and expect the farmer to sell his produce to the company in turn. But in this case also there is a problem when the farmer sells his produce to other competitor whenever he gets even a little more price; he ignores the company who provides him seeds, fertilizers and pesticides etc., defeating the very basic concept of contract farming.

Corporate Farming: This model is very successful. In this case, the company enters into an agreement with a group of farmers and provide them lease rent for their piece of land for the period mutually agreed between the two parties. The entire expenses on inputs i.e. seeds, fertilizers and pesticides etc. are borne by the company. The farmer is engaged to produce the particular crop by the corporate and is paid suitably for his engagement as per agreement. The entire risk of the crop is also the responsibility of the company and farmer gets lease rent and employment at his own farm and also some share in profits again as per agreement. This model is seen as most successful one, as the corporates have better financial, marketing and other strengths in comparison to the individual farmers.

Regulatory Reforms required in Indian Agricultural Sector

Presently, the agriculture is a state subject and is regulated by the state Governments and each state Government has its own regulations. Every city has its own Agricultural Produce Market Committee which regulates the movement of the produce. The farmer has to pay APMC cess for selling his produce even if the produce is moved to a distant market which provides better price for the produce. Thus, APMC cess restricts the free movement of agri. produce and the farmer has to bear the brunt of these regulations. There should be a uniformed regulation at the country level and free movement should be ensured of agri. commodities. Farmer should have complete freedom to sell his produce anywhere without any restrictions.

Simplification of Crop Insurance

Government should subsidize the insurance premium of the farm sector in the event of crop failure due to the adverse climatic conditions instead of loan waivers which is a negative trend in the banking sector and in the economy of the country. The insurance policy and procedures should be simplified to suit to the marginal farmers.

Integration of backward and forward linkages- Indian Agricultural development

In India, we are producing the crops which are grown traditionally in our farms. The approach requires a market driven change and we should grow only those crops which have demand in the market.

Soil and water test Reports: This requires scientific testing of soil, water and other parameters before we take a decision to grow a particular crop at our farms.

Farm management: The farmer should make arrangement of quality seeds, fertilizers & pesticides etc. He should keep records of all the agro inputs used in farming from time to time. The farms should have separate facilities for storage of inputs like pesticides and fertilizers etc. In order to maintain hygiene, proper washroom facilities are required to be set up at farm level. The produce of the farm is required to be tested for Pesticides Residue levels (MRL's) in the crop. Only the produce which is meeting out the prescribed level of residue should go to the market. At the time of harvesting, the produce should be stored in shed at farm to avoid direct sun or untoward



whether conditions. The farm should be certified by a recognised agency for the Good Agricultural Practices followed by him. This inducts a greater confidence in the buyer who is located at a distant area and sometimes in another country that the produce is hygienic and produced under the supervision of a recognised agency. Thus, the farmer can compete any of quality produce from any country if he is able to exercise better quality control and the produce meets the pesticide residue levels as per the country's requirements. He can command a better price for the quality produce.

Transportation to Pack house: The harvested crop should be transported in reefervans and the temperature should be as per the crop requirement. The produce should be placed in plastic crates and embedded with foam cushions to avoid any injury to the fruits or vegetables. The vehicle should be clean without any obnoxious smell. The other commodities with specific odour should not be transported together with the produce.

Pack house Facilities: The produce should be sorted and graded based upon the brix, size & colour requirements - on packing lines mounted on conveyors belts with minimum human handling or touch.

Packaging: The produce should be packed in corrugated boxes having ample perforated breathing holes for circulation of air in the box. The labelling requirements should be met out properly - printed on the box i.e. name of the fruit / veg., gross and net weight and date of packaging etc. with all codes of farmer, pack house etc. The packaging has to be protective as well as attractive.

Pre-cooling of the horticultural perishables: Since, the farm heat is required to be taken out of the produce - the produce should be pre-cooled at appropriate temperature and relative humidity to extend the shelf life of the produce. Pre-cooling arrests the ripening process of fruits and vegetables and helps in extending the shelf life of the produce.



Cold Storage: The produce should be stored in cold storage as per the temperature requirement of the crop. The humidity and temperature should be maintained meticulously. The storage should have wooden/ plastic pallets and the produce boxes to be stacked on these pallets not on floor and also should not touch the walls.

Dispatch of Produce in Reefer containers: The fruits & vegetables have to be dispatched in the reefer containers having same level of temperature & and relative humidity at which the produce was stored at pack house. The cool chain has to be maintained throughout the sea journey and also at the storage at the terminal end till it reaches the end consumer.

The basic purpose of integration of the entire supply chain is primarily to extend the shelflife of horticultural produce and provide a high quality product well sorted and graded to consumer who can pay a better price for quality product. This would help in increasing the farmer's income and simultaneously a better quality product for a consumer.

Integration will not only help in extending the shelflife of produce and upgrading the quality of produce but will help in saving the huge wastages of fresh perishables and crops in the country which is (wastage) estimated at 25-30% of the total production.

Integration of the supply chain will also help in traceability of the produce which is an international requirement at the moment. The premium markets like USA, Europe and Japan requires the complete traceability of the produce to the level of the farm, pesticide control and pack house etc.

Food safety has been a cause of concern world over but integration of the supply chain would help in controlling the supply chain to achieve the food safety as the farms are required to be certified for GAP (Good Agricultural Practices) and pack houses for HACCP (Hazard Analysis Critical Control Points).

In Indian scenario, the advent of supermarkets also requires well graded, packed, properly

stored & transported fruits and vegetables for selling high quality products. Similarly, the grain also needs traceability, sorting & grading and proper packaging for quality products. The complete integration is also required in dairy, frozen & processed food products, grains and other agricultural products for the quality production of these items enable to compete the high quality products from other countries.

In view of the globalisation (WTO) of the trade, we need to integrate the entire supply chain from farm to the consumer end to compete with the other global players failing which we may also become irrelevant in our own country and lose our markets to them.

The Govt. should help the farming sector for implementing Good Agricultural Practices, setting up of infrastructure required for the proper handling of the crops from farms to the markets like pack houses, cold storages, reefer transportation and requisite facilities at terminal markets for better handling of the produce. The requisite infrastructure for handling the crops should be supported with financial support from the Govt. and such schemes should be devised instead of loan waivers which are the temporary reprieves. The sector should also be supported with simplification of the APMC Act to ensure the free movement of the agri commodities from one part of the country to the other parts. The Govt. should develop web based portal for online marketing facilities for the farm sector and all the APMC- markets should be integrated to this online portal where in the farmer should be able to find a better choice to market his products. Apart from the APMC markets, the organised retail chains are also readymade markets available for the better quality produce in India and presently they are sourcing some of the horticulture products from imports due to non-availability of these fruits in the country. This may help in sustainable long term growth of the farming sector providing a better income to the farmers and simultaneously better deal to the consumers with a quality product at a better price.



Ram Prakash Gautam
Ex-Secretary APEDA &
Executive Committee Member-AECCI

Almost a year into GST, impact on Indian Economy

GST

It's been almost a year into the India's most anticipated & biggest Indirect Tax reform of our country since its independence. GST law was ushered from July 1, 2017, which saw many hurdles, ups & downs in its way. While Govt. is putting hard effort for effective implementation of the GST Law in India. However, is it enough? Did it bring the flexibility among the industry? or Did it make the tax system even more complicated? To find out the answer all you need to do is, sit back, relax & enjoy the write-up!

Historically, India has relied too much on indirect taxation because of political compulsions, low-income levels and lack of infrastructure to track personal income. In order to simplify and rationalize indirect tax structures, Government of India attempted various tax policy reforms at different points of time. While VAT was a welcome change during 2005, over the years, people have identified shortcomings in the structure while levying VAT at both Central level and State level. In addition, CENVAT has the limitation of non-inclusion of several taxes such as VAT, ACD, surcharge etc. In the present state-level VAT scheme, there is a cascading effect because of CENVAT element. Lastly, there was lack of integration of VAT on goods with tax on Services at the state level and hence the cascading effect of service tax. Hence, a comprehensive tax reform, GST was introduced to address all the issues & to reduce tax- evasion.

In this backdrop let us look at the certain aspects of GST in India, which are possibly good, some are bothering and some are hindering.



Advantages

Reduction in Cascading of Taxes & Overall Reduction in Prices:

GST brought most anticipated seamless flow of credit system in the indirect taxation system in India. Less incidence of cascading of tax as the Input tax credit is available at every stage of supply whether to manufacturer, service provider, wholesaler or retailer. In earlier regime, industry was suffered due to:

- i) Non-availability of the CST credit,
- ii) Absence of adjustment mechanism of tax between Central Excise, Service Tax & VAT.
- iii) Lot of credits under negative list, blockage of credit. Etc.

With the GST, things are expected to be better than before, if not the best. Due to single tax system across the country, with almost no blocking of credit & with the inter-tax adjustment facility, the regime is more industry friendly than before. This will surely encourage the start-ups, small & big investors, FDIs to do business in our country.

Ease of business: Elimination of check posts, Common National Market

GST had resulted in creation of a common national market and elimination of border check posts facilitating free flow of goods. The debate about India as one republic union versus a federation of states has been put to rest to some extent. Goods can now easily move across the country without state boundaries and that will encourage businesses to focus on pan-India operations.

Uniform & simplified tax regime, Freedom from numerous tax statutes, multiple authorities :-

A host of indirect taxes under Centre & State including Central Excise, Countervailing Duty, Special additional duty of customs Service Tax, State VAT, Central Sales Tax, Luxury Tax, Entry Tax, Taxes on Advertisement, Purchase Tax subsumed into GST. Besides, several Cesses had been abolished due to introduction of GST.

This will eliminate multiple records required under several taxes at the hand of all the stakeholders & make the tax regime simpler. A simple taxation regime can make the trade & industry more competitive and save both money and time


Harmonization of Laws, procedure of Tax:-

GST ensured uniformity & single set of laws and procedures for tax processes such as registration, returns, refunds, tax payments etc. Besides, Common system of classification of goods & services to boost certainty in tax administration under GST. This is a further step towards making India investment friendly market & for easy tax administration.

In addition, every GST taxpayers will interact with only one tax authority, either with the Central or the State Tax authority as compare to the different authorities earlier. This will ensure better business practice among all the stakeholders.

Competitive pricing in the international market: Push to export

GST regime should provide the businesses more flexibility in terms of their competitive pricing in the international market due to elim-



ination of cascading effect, wide range of Input Tax Credit, less compliance cost, system based refund etc. With fall in production cost in domestic market, the competitiveness of Indian goods in international market will be expected to increase. This plays an important role for exporters, who compete with global manufacturers that operate on very different cost structures.

Push to digitalization, greater tax revenue, less paper work, Clean governance

Due to introduction of automated procedure for tax processes, such as registration, returns, refunds, payment of tax etc. GST should reduce paper work significantly in coming future, provided all the stakeholders familiar with it. In long run, this will definitely prove beneficial for the industry & surely push clean governance.

GST's interlocked credit mechanism, tax evasion get checked at transaction level: Self-Regulating Tax System

Unique interlocked system of credit mechanism under GST not only ensures seamless flow of credit benefit to the taxpayers but also it ensures reduction in evasion of taxes. The system creates win-win situation, as it provides taxpayers full benefit of credit via system so that they miss out no credit. Besides it gives tax administrators a platform to easily identify the evasion as the checking is executing at the transaction level. It pushes transparent tax regime, which was long due for our country.

Job creation due to development in economy:

The Indian service and job arena have vast opportunities for the generation to come, as the GST will be accommodating most of the working class population and job seekers into a well-designed approval. The GST is very ambitious in setting up job maximization and has also invited many global companies as a proposal in Foreign Direct Investment. The domestic demand is expected to see a growth with the GST and this increases the chance of jobs to soar high in future.

Boon in economy, less black money:-

In different studies, It is found that India will see an increase in GDP by 1-3% due to introduction of GST. This will be true only after a better implementation of GST regime. In earlier regime, there were many loopholes in the indirect tax laws, which increased tax evasion, black money in India and the result is high inflation rate. GST being system driven, uniform & transparent in nature is expected to address all the issues, which caused hindrance to the economic growth in our country so far.

Limitations, Hurdles and Bottlenecks

Keeping all these potential benefits in account, a study by the National Council of Applied Economic Research says that GST will boost India's GDP growth by anywhere around 0.9% to 1.7% and virtually every media report cites expert opinion to potentially add up to 2% to India's GDP. However, there are some issues & challenges under GST, which may pose a hurdle to the boost of industry & economy, such as:-

Multiple tax rate, classification issue:

With five or more slabs of 0%, 5%,12%, 18%, 28%, etc. plus cess, GST had increased the chance of classification disputes, discretion and litigation. The high rates encourage tax evasion, distort decisions, and promote wasteful resources into tax avoidance. A rational tax system should have very few rates and low rates. Indeed, before the introduction of this GST, the service tax had just one rate, that was 15%, applicable to all services. We now have multiple tax rates and the chances of disputes and legal battles is expected to be increased.

It is understood that, multiple rates have been introduced to soften the blow of inflation. By keeping most of the goods consumed by the poor (as identified by their consumption basket), the hope is that inflation will be in check, which leads us to the question, will inflation remain in control? Since almost 60% of India's GDP is from



services, and the rate is moving from 15 to higher, it is quite likely that inflation will inch up. This is especially evident in the financial, telecom, hospitality and trade services. Of course, to the extent that service providers will now get input tax credit, which they might pass on to their customers, inflation may not rise by much however, since the IT systems are not fully in place and refunds are not instantaneous, the benefit of tax credit is getting delayed. This cost of delay and consequent cost of working capital too played an important role in inflationary element.

Also lack of clarity on the composite supply, mixed supply, principal supply may lead to classification dispute which is better to resolve by the law itself. For example, there is no clear guideline on how to determine principal supply. Even, Govt. Circular No. 34/8/2018-GST, dated 01-03-2018 itself mentions,

“... classification of this composite supply, as goods or service would depend on which supply is the principal supply which may be determined on the basis of facts and circumstances of each case..”

It is therefore will be disputed for classification. Same kind of product may be interpreted as Service as well as Goods depending upon the circumstances & facts. Taxpayers or the trade & industry will have tough time for proving his/her mala fide intention before the authority even for a smallest misinterpretation of the facts. This may invite a huge additional liability few years down the line if the law is not well defined. This is certainly not a good message to the industry.

Issue with GST Portal:

It's been very tough time for the GSTN since GST return started filling. Taxpayers were literally frustrated with the GSTN glitches. Even authority had postponed or changed GST returns filling date several times. Which is indeed proved painful for the taxpayers to follow the updates. Apart from Returns, stakeholders had also faced

issues with registration, refund, paying taxes and many other things.

Till the time GST returns started filling, in many forum experts were opined that, Govt./GST authority is better prepared than the trade & industry. It was a real filling at that point of time as most of the interaction with the trade & industry proved that, they are certainly underprepared if not unprepared. However, the glitches with the GSTN or to some extent with the Law, essentially proves along with the trade & industry, GST authority/Govt. was underprepared as well.

Keeping petrol, diesel ATF outside GST, big benefit is yet to come:

One of the biggest drawback of the present GST law is to keep petrol or petroleum products outside the ambit of GST. Unless the same is covered under GST, cascading effect on these products will be hindrance to the growth meter of economy, as these products are essential & common material across all the industry. The cascading effect will certainly have an impact on the product cost, which is very hard to afford in the competitive market. Few reasons, the inclusion of petrol and other petroleum products in GST is must:

- i) Uniform taxation and abolition of other indirect taxation
- ii) Lower Revenue Neutral Rate (RNR)
- iii) To check inflation & boost the GDP
- iv) To complete the chain of credit system and extend the benefit of it.

Let us hope that petrol and other petroleum products will be included at an early date so that GST can be implemented in its wider perspective.

Lack of clarity for export, LUT, Bond etc.:

Undoubtedly, one of the sectors, which suffered severely after GST, is the export sector. No measure of statistics can falter this conclusion. Exports have really suffered; it may be for many other reasons. It may be for even business reasons that export has not picked up well during initial months of GST. May be it is a coincidence



that the industry were facing business issues for export & GST has ushered in at the same time, but the result is that, export business has suffered.

Initial reason for that was introduction of LUT or Bond for services, which earlier were there only for goods. The export procedures were supposed to be electronically administer. Due to any reason, the things are not happening in that way & manual process is still going on. Many States & Central tax authorities is been kind enough to the exporters to simplify the paper work for granting export permission. However, due to lack of clarity at the ground level amongthe stakeholders of many states, officers were asking to submit various documents like proof of FIRC, Proof of export, Proof of turnover and so many other documents, or else one need to get Bond.

Practically getting the Bond from the banks it gets sanctionedfrom the GST authority or getting the LUT from the GST authority takes time and due to this, stringent customer's commitment was held up which needless to say, very crucial in the international market, where competition is very much stiff. This may result loss of future contract as well. This is the reality of the export competition; we are in a global market, nobody is going to appreciate that the GST law has come, which is new that requires some extension of the deadline in the delivery schedule. It is simply not possible in the international parlance.

Getting a bond also creates blockage of working capital with the banks on which generally,business do not earn any interest. Factoring

this additional burden to the cost of supply will make things even more complicated in the international market.

Thankfully, Govt. had taken very effective decision to remove the Bond & extend the LUT facility to every exporters. This should take care of the financial part of the effect, however, it is sincerely hoped the online system of accepting LUT to processing refund will be as effective as it was projected before.

These drawbacks are clear indication that, what was expected to be happened not happening. All these are summing up what is the state of affairs.

Still I am of the opinion that the problems or issues of GST is teething problem rather than a structural problem. There is no to way about it that, the GST law is an excellently drafted law considering the complexity we have in our country. Anything, which is new, so vast touching upon every trade members & every consumers in the country, definitely needs some time to settle. We must handle it very patiently, bear with the temporary problems with all the maturity of our command and not get frustrated that, the things are not happening like the way it should have.

Therefore, I would like to conclude with the perspective that with the GST law along with its IT backbone will unwind many benefits to the consumers, trade & industry and the Government in the near future.



Author **PRALAY CHAKRABORTY**
can be reached at cp171185@gmail.com
for feedback!

Disclaimer: The contents of this document are solely for informational purpose& personal view. It does not constitute professional advice or a formal recommendation. It is also not meant to portray anything against the GST law or any other law of the land for that matter. While due care has been taken in preparing the document, the existence of mistakes & omissions herein are not ruled out. The author does not accept any liabilities for any loss or damage of any kind arising out of any inaccurate or incomplete information in this document nor for any actions taken in reliance thereon. No part of this document should be distributed or copied without express written permission of the author.

Now grow your career with Welingkar's...

Six Months Diploma in Export Import Management

(Approved by UGC- DEB)

Export being the major contributor of GDP of an entire global economy and import being major outflow of the some country and income for another one. This program will help you to understand various flows of marketing at an international level and concept of foreign exchange. This course is beneficial to all entrepreneurs, EXIM department and also to graduate/undergraduate waiting to enter Export Import Trade.

Coverage

- International Marketing
- Banking Operations
- Export Procedure & Documentation
- Import Procedure Documentation & Custom
- Foreign Trade Policy

Lectures

- Mon to Fri 6.30pm to 8.30pm OR Sunday 9am to 6pm OR also available by Distance Learning.
- On-line examination through centre across India.

Eleven Months Post Graduate / Certificate Program in Supply Chain Management

Supply Chain Management PG program will develop skills for the professional to optimize organization profitability through effective management of supply chain by following essentials

1. Developing fundamental understanding of the basic flow of material in the supply chain.
2. Learn the skills to leverage the advantage of proper supply chain.
3. Enhance your skill to design result-oriented strategies of supply chain.

Coverage

- Principles of Management
- Organizational Behaviour
- Business Communication
- Production Management
- Purchasing and Materials Management
- Stores Management
- Logistics and Distribution Management
- World Class Manufacturing
- Global Supply Chain Management and Outsourced Manufacturing
- ERP and web-based Supply Chain Management

Lectures

- Sunday 9am to 6pm OR also available by Distance Learning.
- On-line examination through centre across India.

www.welingkaronline.org/info.aspx

Prin. L. N. Welingkar Institute of Management (Weschool) Diploma Division

L. N. Road, Near Matunga (C. Rly.), Mumbai 400 019. | Email: autonomous@welingkarmail.org
Tel.: 022-24198600, Kishor Tamhankar: 9819234784 / Prashant: 9892595456

WeSchool is the brand identity of Prin.L.N.Welingkar Institute of Management Development and Research which is the legal entity of the institute.

Checkmate Your Competition



Better Supply Chain Solutions for Perfect Moves

Ocean freight / Air-freight / Transport / Clearance / Warehousing / End to End Solutions



Magnum Cargo Pvt. Ltd.

229, Sahar Cargo Estate, J. B. Nagar Andheri (East), Mumbai 400 099, India. Tel +91 22 4268 1000 Fax +91 22 4268 1004.
Email : info@magnumcargo.com Web: www.magnumcargo.com



Ahmedabad, Bengaluru, Chennai, Delhi, Hyderabad, Kolkata, Pune, Mauritius, Newark(USA)